



# REASON-RUPE

## Public Opinion Survey

### MILLENNIAL POLL TOPLINE RESULTS

RELEASED: SUMMER 2014

The Reason-Rupe 2014 Millennial Poll interviewed 2000 millennial adults ages 18–29 between February 28th–March 11th, 2014 from all 50 states and the District of Columbia using YouGov’s web-enabled survey technology and proprietary sampling and matching methodology. The margin of sampling error is +/- 3.4%.

Statistical results are weighted to correct known demographic discrepancies. When feasible, answer choices within questions were rotated or randomized.

The poll questionnaire, crosstabs, and analysis can be found at [reason.com/poll](http://reason.com/poll)

Don’t know/Refused responses are voluntary.  
Due to rounding, accumulated responses may not total 100%.  
Responses less than 1% are denoted by a “\*”.

1. Do you approve or disapprove of the way Barack Obama is handling his job as president?
- NET-Approve.....52%
  - NET-Disapprove .....48%
  - Strongly Approve.....13%
  - Somewhat Approve .....39%
  - Somewhat Disapprove .....27%
  - Strongly Disapprove .....21%
  - Total.....100%

2. Do you approve or disapprove of the (Republicans) (Democrats) in Congress?
- |  | Republicans in Congress | Democrats in Congress |
|--|-------------------------|-----------------------|
| • NET-Approve.....37%.....52%          |                         |                       |
| • NET-Disapprove .....59%.....45%      |                         |                       |
| • Strongly Approve .....9%.....14%     |                         |                       |
| • Somewhat Approve .....28%.....38%    |                         |                       |
| • Somewhat Disapprove .....26%.....25% |                         |                       |
| • Strongly Disapprove .....33%.....20% |                         |                       |
| • DK/Refused.....4%.....3%             |                         |                       |
| • Total.....100%.....100%              |                         |                       |

3. (IF VOTED in 2012) Which candidate did you vote for in the 2012 Presidential election?
- Barack Obama .....63%
  - Mitt Romney.....31%
  - Other candidate .....7%
  - Total.....100%

4. Do you plan to vote in the 2014-midterm elections?
- Yes .....52%
  - No .....47%
  - DK/Refused.....1%
  - Total.....100%

5. If the election for Congress were held today, would you vote for the...
- |   | All | Registered & Plans to Vote |
|---|-----|----------------------------|
| • Republican in your district.....24%.....31%                 |     |                            |
| • Democratic candidate in your district..46%.....55%          |     |                            |
| • Another party's candidate in your district .....28%.....13% |     |                            |
| • DK/Refused.....2%.....1%                                    |     |                            |
| • Total.....100%.....100%                                     |     |                            |

6. Generally speaking, would you support or oppose a political candidate who is conservative on economic issues AND liberal on social issues? Click on the ruler and slide the green dial to designate your position between these statements

	All	Dem	Indy	Rep
• NET-Support .....53%.....59%.....48%...49%				
• NET-Oppose.....31%.....29%.....31%...36%				
• Unsure/DK.....16%.....12%.....21%...16%				
• Strongly Support.....18%				
• Moderately Support .....35%				
• Moderately Oppose.....22%				
• Strongly Oppose .....9%				
• Total.....100%				

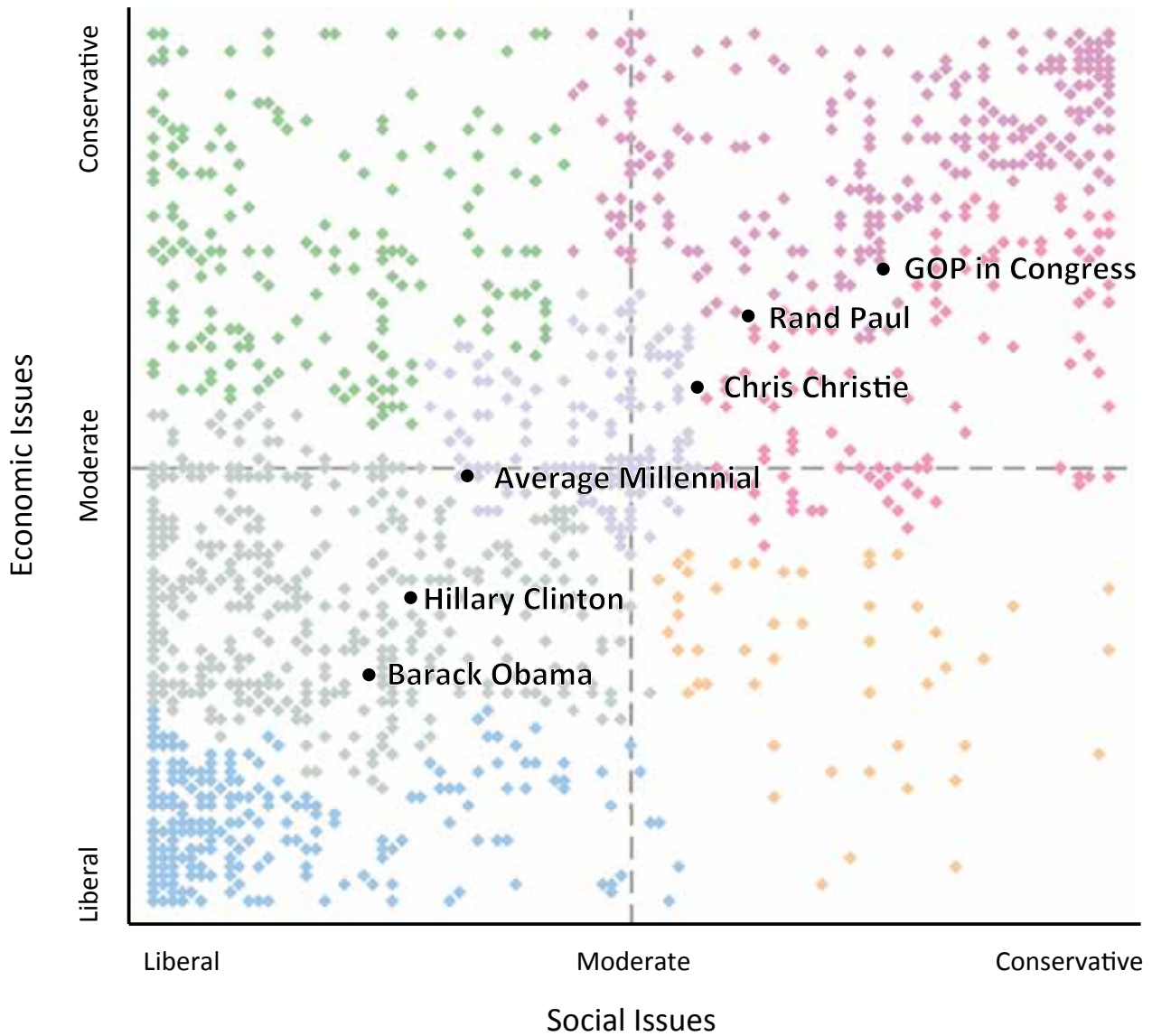
7. On ECONOMIC ISSUES, how liberal or conservative would you rate yourself?
- NET-Economic Liberal .....49%
  - NET-Economic Conservative .....36%
  - Strong Economic Liberal .....25%
  - Moderate Economic Liberal.....24%
  - Moderate Economic Conservative.....20%
  - Strong Economic Conservative .....17%
  - Middle .....14%
  - Total.....100%

8. On SOCIAL ISSUES, how liberal or conservative would you rate yourself?
- NET-Social Liberal .....62%
  - NET-Social Conservative .....27%
  - Strong Social Liberal .....40%
  - Moderate Social Liberal.....22%
  - Moderate Social Conservative.....14%
  - Strong Social Conservative .....13%
  - Middle .....11%
  - Total.....100%

9. Combining Question 7 and 8 responses, with their perceptions of specific politicians...

## Millennials' Perceived Ideological Position on Economic and Social Issues

On economic/social issues, how liberal or conservative would you rate yourself, President Obama, Hillary Clinton, Rand Paul, Chris Christie, and the Republicans in Congress?

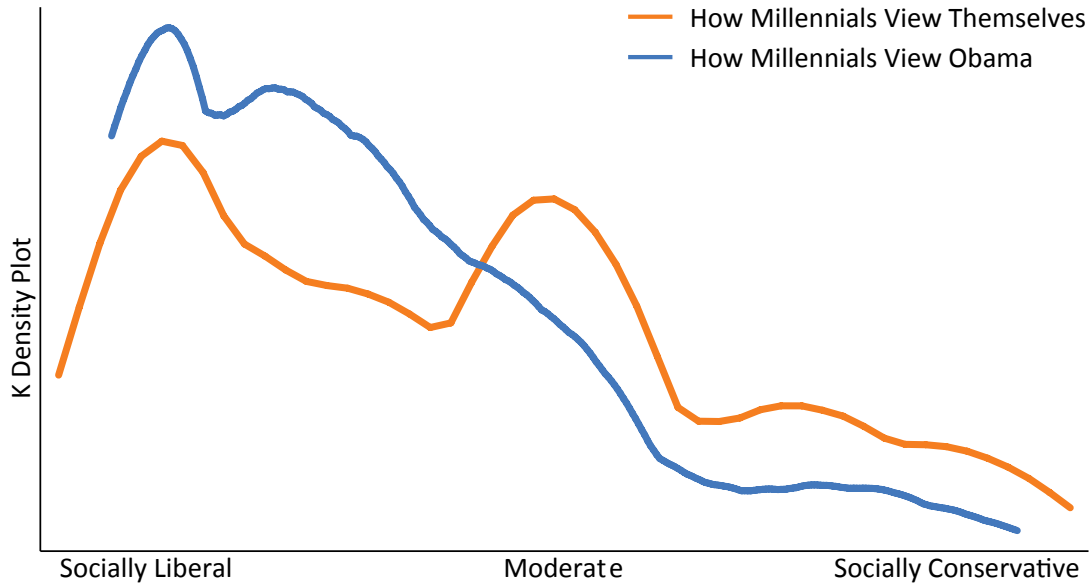


Note: Different colors represent clusters of ideological groups, derived from hierarchical cluster analysis. Median responses plotted.

Reason - Rupe Spring 2014 Millennial Poll

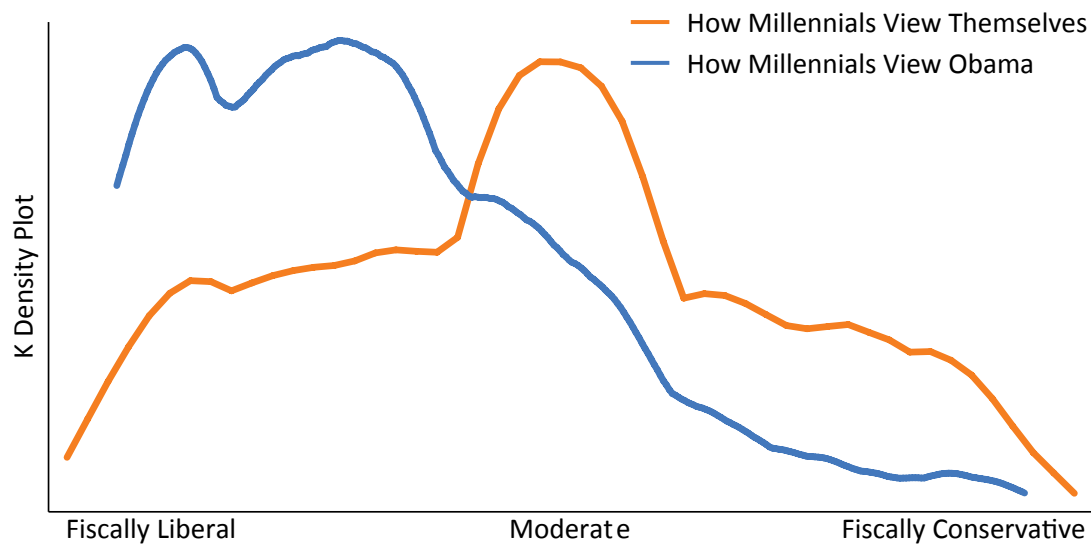
10a. On SOCIAL (ECONOMIC) ISSUES, how liberal or conservative would you rate yourself and President Obama...?

### How Millennials Perceive Obama's Social Issue Positions Compared to Their Own Social Issue Positions



kernel = epanechnikov, bandwidth = 5.8506

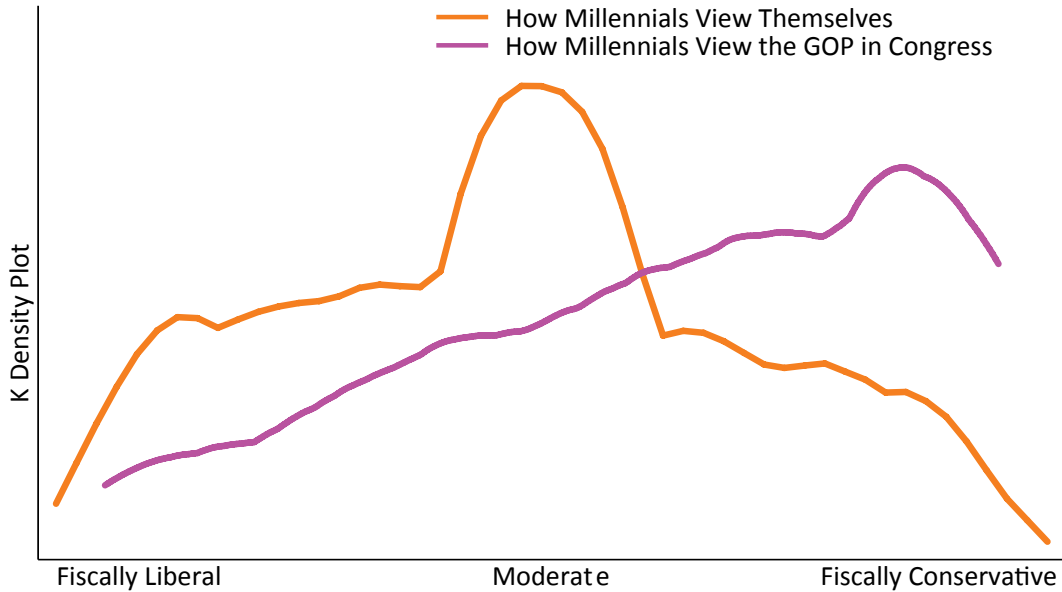
### How Millennials Perceive Obama's Economic Issue Positions Compared to Their Own Economic Issue Positions



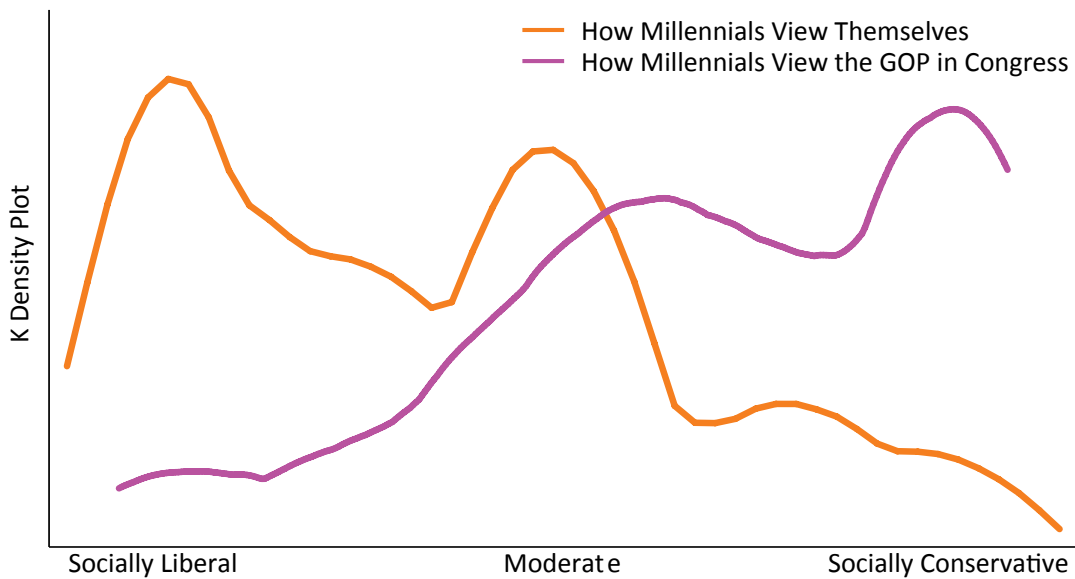
kernel = epanechnikov, bandwidth = 5.4842

10b. On SOCIAL (ECONOMIC) ISSUES, how liberal or conservative would you rate yourself and the Republicans in Congress...?

### How Millennials Perceive Congressional GOP's Economic Issue Positions Compared to Their Own Economic Issue Positions



### How Millennials Perceive Congressional GOP's Social Issue Positions Compared to Their Own Social Issue Positions



11. If a person favors free markets and less government spending, what would you expect his or her position on same-sex marriage to be?

A free market person most likely...

- NET-Opposes Same-Sex Marriage ..... 33%
- NET-Could Go Either Way on Same-Sex Marriage .. 47%
- NET-Supports Same-Sex Marriage ..... 19%
- Definitely Opposes Same-Sex Marriage ..... 12%
- Probably Opposes Same-sex Marriage ..... 21%
- Could Go Either Way on Same-Sex Marriage ..... 47%
- Probably Supports Same-Sex Marriage ..... 11%
- Definitely Supports Same-Sex Marriage ..... 8%
- DK/Refused ..... 1%
- Total ..... 100%

12. Generally speaking, do you think of yourself as a Republican, Democrat, Independent, or what?

(INDEPENDENTS INCLUDE PARTISAN LEANERS)

- Democrat ..... 32%
- Independent ..... 52%
- Republican ..... 16%
- Total ..... 100%

(PARTISAN-LEANING INDEPENDENTS SORTED)

- Democrat ..... 43%
- Ind (Sorted) ..... 34%
- Republican ..... 23%
- Total ..... 100%

13. Thinking about your overall political philosophy, would you describe yourself as...

- Conservative ..... 14%
- Moderate ..... 30%
- Liberal ..... 25%
- Libertarian ..... 7%
- Progressive ..... 7%
- Something else ..... 17%
- Total ..... 100%

14. Who do you trust most to handle the following issues, the Democratic Party, the Republican Party, or neither party?

	Dem.	Rep.	Neither	DK	Total
• Privacy .....	27%	17%	50%	6%	100%
• Budget Deficit .....	28%	22%	43%	7%	100%
• Govt Spending .....	29%	23%	43%	5%	100%
• Drug Policy.....	32%	21%	41%	6%	100%
• Education.....	37%	17%	40%	6%	100%
• Taxes .....	34%	22%	39%	5%	100%
• Immigration.....	37%	18%	39%	6%	100%
• Promoting Entrepreneurship.....	27%	28%	39%	6%	100%
• Foreign Policy .....	34%	23%	38%	5%	100%
• Poverty .....	41%	15%	38%	6%	100%
• Jobs.....	37%	21%	37%	5%	100%
• Health Care.....	36%	21%	37%	6%	100%
• Environment.....	43%	15%	37%	5%	100%
• Gay Marriage.....	43%	16%	35%	6%	100%

15. Next, we are going to provide you a series of statements that represent public debates. You might not agree with either but find yourself somewhere in between; please indicate which one is closer to your own views.

- a. ONE: Government should do more to solve problems; TWO: Government is doing too many things better left to businesses and individuals.
- NET-Government should do more to solve problems ..... 48%
  - NET-Government is doing too many things better left to businesses and individuals ..... 37%
  - Strongly-Govt Do more..... 22%
  - Moderately-Govt Do More ..... 27%
  - Moderately-Govt Do Less ..... 19%
  - Strongly-Govt Do Less ..... 17%
  - Unsure/DK ..... 15%
  - Total ..... 100%
- b. ONE Government should promote traditional values in our society; TWO Government should not favor any particular set of values.
- NET- Government should promote traditional values in our society ..... 38%
  - NET- Government should not favor any particular set of values ..... 47%
  - Strongly-Govt Promote Traditional Values ..... 16%
  - Moderately-Govt Promote Traditional Values ..... 22%
  - Moderately-Govt Not Promote Traditional Values . 23%
  - Strongly-Govt Not Promote Traditional Values..... 24%
  - Unsure/DK ..... 15%
  - Total ..... 100%

- c. ONE: Government regulation of business is necessary to protect the public interest; TWO: Government regulation of business usually does more harm than good.
- NET-Govt regulation of business is necessary to protect the public interest.....46%
  - NET-Govt regulation of business usually does more harm than good .....37%
  - Strongly-Govt regulation of business necessary.....15%
  - Moderately-Govt regulation of business necessary ..... 30%
  - Moderately-Govt regulation of business often does more harm .....21%
  - Strongly-Govt regulation of business often does more harm .....16%
  - Unsure/DK..... 18%
  - Total.....100%

- d. ONE: The strength of this country today is mostly based on the success of American business; TWO: American business gets more credit than it deserves for keeping the country strong.
- NET-The strength of this country today is mostly based on the success of American business.....47%
  - NET-American business gets more credit than it deserves for keeping the country strong.....33%
  - Strongly-US Strength Based on American Business ....20%
  - Moderately-US Strength Based on American Business.....27%
  - Moderately-American Business Gets Too Much Credit.....22%
  - Strongly-American Business Gets Too Much Credit..... 12%
  - Unsure/DK .....20%
  - Total.....100%

16. Please indicate whether you generally agree or disagree with the following statements:

- a. When something is run by the government, it is usually inefficient and wasteful
- NET-Agree ..... 66%
  - NET-Disagree ..... 32%
  - Strongly Agree ..... 25%
  - Somewhat Agree ..... 42%
  - Somewhat Disagree..... 26%
  - Strongly Disagree..... 5%
  - DK/Refused..... 2%
  - Total.....100%

- b. The government should spend more on financial assistance to the poor, even if it leads to higher taxes
- NET-Agree .....58%
  - NET-Disagree .....40%
  - Strongly Agree ..... 19%
  - Somewhat Agree ..... 39%
  - Somewhat Disagree..... 25%
  - Strongly Disagree..... 15%
  - DK/Refused..... 3%
  - Total.....100%

17. Does government have a responsibility to guarantee the following or not?

- a. The government should guarantee every citizen...
- |                        | (a)  | (b)  | (c)  | (d)  |
|------------------------|------|------|------|------|
| • NET-Yes .....        | 74%  | 68%  | 69%  | 54%  |
| • NET-No.....          | 24%  | 29%  | 28%  | 44%  |
| • Definitely Yes ..... | 32%  | 32%  | 36%  | 24%  |
| • Generally Yes .....  | 42%  | 36%  | 33%  | 30%  |
| • Generally No.....    | 16%  | 21%  | 18%  | 28%  |
| • Definitely No.....   | 7%   | 9%   | 10%  | 16%  |
| • DK/Refused.....      | 3%   | 3%   | 3%   | 3%   |
| • Total.....           | 100% | 100% | 100% | 100% |

18. When government officials write and enforce regulations, do they usually act in the public interest, or do they usually act on behalf of special interests?

- NET-Govt Regulators Favor Public Interest ..... 18%
- NET-Govt Regulators Favor Special Interest ..... 63%
- Strongly-Public..... 4%
- Moderately-Public ..... 14%
- Moderately-Special..... 33%
- Strongly--Special..... 30%
- Unsure/DK..... 19%
- Total.....100%

19. Do you think that government agencies generally do the right thing or do government agencies generally abuse their power?

- NET-Govt Agencies Do Right Thing ..... 25%
- NET-Govt Agencies Abuse Their Power ..... 58%
- Strongly-Do Right Thing..... 5%
- Moderately-Do Right Thing ..... 20%
- Moderately-Abuse Power..... 36%
- Strongly--Abuse Power ..... 22%
- Unsure/DK..... 17%
- Total.....100%



20. If you had to choose, would you rather have a smaller government providing fewer services, or a bigger government providing more services? (ASKED OF HALF SAMPLE)
- Larger government, more services.....54%
  - Smaller government, fewer services .....43%
  - DK/Refused.....3%
  - Total.....100%
21. If you had to choose, would you rather have a smaller government providing fewer services with low taxes, or a bigger government providing more services with high taxes? (ASKED OF HALF SAMPLE)
- Larger government, more services, (high taxes) ....41%
  - Smaller government, fewer services, (low taxes) ...57%
  - DK/Refused.....2%
  - Total.....100%
22. If you had to choose, would you rather have a smaller government providing fewer services (with low taxes), or a bigger government providing more services (with high taxes)?
- (a) Taxes Not Mentioned  
(b) Taxes Mentioned
- |   | (a)  | (b)  |
|---|------|------|
| • Larger government, more services, (high taxes) .....  | 54%  | 41%  |
| • Smaller government, fewer services, (low taxes) ..... | 43%  | 57%  |
| • DK/Refused.....                                       | 3%   | 2%   |
| • Total.....  | 100% | 100% |
23. Which do you think is most effective in promoting economic opportunity: the free market system or government programs and services?
- NET-Free Market System .....37%
  - Unsure/DK.....27%
  - NET-Govt Programs and Services .....36%
  - Strongly-Free Market.....14%
  - Moderately-Free Market .....23%
  - Unsure/DK.....27%
  - Moderately-Govt Programs & Services .....26%
  - Strongly--Govt Programs & Services.....9%
  - Total.....100%
24. Do you think your generation will be better off, worse off, or about the same as your parents' generation?
- Better Off.....16%
  - About the same.....36%
  - Worse off.....46%
  - DK/Refused.....2%
  - Total.....100%

25. Of the following, which THREE reasons do you think are most responsible for the continuing problem of poverty in this country? (TOP REASON SHOWN)

	First Choice	In Top 3
• Lack of job opportunities.....	14%	37%
• Poor life choices .....	13%	40%
• Lack of good educational opportunities .....	11%	29%
• Drugs/Alcohol.....	10%	30%
• Lack of a work ethic.....	10%	31%
• Breakdown of families .....	8%	20%
• Government programs that reduce initiative .....	6%	15%
• Businesses don't pay enough .....	6%	20%
• Lack of government funding and programs ...	5%	12%
• Racial discrimination .....	4%	13%
• Low expectations.....	4%	13%
• Lack of role models among peers.....	3%	14%
• Inadequate access to health care.....	2%	9%
• DK/Refused.....	4%	
• Total.....	100%	

26. Of the following, which THREE reasons do you think are most important in determining a person's wealth and success? (TOP REASON SHOWN)

	First Choice	In Top 3
• Hard Work .....	28%	39%
• Family Connections .....	10%	27%
• Natural Intelligence/Talent.....	9%	31%
• Self-discipline .....	9%	36%
• Ambition.....	9%	39%
• College Degrees.....	8%	25%
• Getting Lucky.....	6%	18%
• Inheritance .....	5%	13%
• Race.....	4%	11%
• Risk-Taking .....	3%	17%
• Govt Programs.....	3%	7%
• DK/Refused.....	4%	
• Total.....	100%	

27. Does government have a responsibility to reduce the differences in income between people with high incomes and those with low incomes?
- Yes-Govt Responsibility to Reduce Gap .....45%
  - No-Not Govt Responsibility to Reduce Gap.....48%
  - Not Sure .....
- |              |      |
|--------------|------|
| • Total..... | 100% |
|--------------|------|



28. If you had to choose, would you rather live in a society where the gap between rich and poor is small regardless of achievement, or a society where wealth is distributed according to one's achievement?
- Egalitarian-Live in a society where the gap between rich and poor is small regardless of achievement.....40%
  - Meritocratic-Live in a society where wealth is distributed according to one's achievement .....57%
  - DK/Refused.....3%
  - Total.....100%
29. Was there ever a specific instance when you personally felt discriminated against because of your race, ethnicity, gender, or sexual orientation?
- NET-Yes .....43%
  - NET-No.....56%
  - Yes, Often .....9%
  - Yes, Occasionally.....16%
  - Yes, Rarely .....17%
  - No .....56%
  - DK/Refused.....2%
  - Total.....100%
30. Would you like to start your own business one day?
- Yes .....55%
  - No .....43%
  - DK/Refused.....1%
  - Total.....100%
31. Next, we are going to provide you a series of statements that represent public debates. You might not agree with either but find yourself somewhere in between, please indicate which one is closer to your own views.
- a. ONE: Competition is primarily good; it stimulates people to work hard and develop new ideas; TWO: competition is primarily harmful; it brings out the worst in people. (ASKED HALF SAMPLE)
- NET-Primarily Good.....70%
  - NET-Primarily Bad.....25%
  - Strongly-Primarily Good .....29%
  - Somewhat-Primarily Good .....40%
  - Somewhat-Primarily Bad .....19%
  - Strongly-Primarily Bad .....5%
  - Unsure/DK.....6%
  - Total.....100%
- b. Profit is generally good because it encourages businesses to provide valued products to attract customers, TWO: profit is generally bad because it encourages businesses to take advantage of their customers and employees. (ASKED HALF SAMPLE)
- NET-Primarily Good, .....64%
  - NET-Primarily Bad.....25%
  - Strongly-Primarily Good .....28%
  - Somewhat-Primarily Good .....37%
  - Somewhat-Primarily Bad .....19%
  - Strongly-Primarily Bad .....6%
  - Unsure/DK.....11%
  - Total.....100%
- c. ONE: People generally get rich at the expense of others TWO: Wealth can grow so there's more for everyone
- NET-People generally get rich at the expense of others .....48%
  - NET-Wealth can grow so there's more for everyone ....43%
  - Unsure/DK.....10%
  - Total.....100%
- d. Most people who want to get ahead can make it if they're willing to work hard; TWO: hard work and determination do not lead to success for most people.
- NET-Most people who want to get ahead can make it if they're willing to work hard.....58%
  - NET-Hard work and determination do not lead to success for most people. ....35%
  - Unsure/DK.....7%
  - Strongly-Get Ahead Hard Work .....26%
  - Somewhat-Get Ahead Hard Work .....32%
  - Somewhat-Hard Work No Guarantee.....27%
  - Strongly-Hard Work No Guarantee.....8%
  - Unsure/DK.....7%
  - Total.....100%
32. Do companies make (or pay) too much, too little, or the right amount in...
- |                     | Profits | Taxes |
|---------------------|---------|-------|
| • Too much.....     | 44%     | 18%   |
| • Right amount..... | 42%     | 37%   |
| • Too little.....   | 12%     | 44%   |
| • DK/Refused.....   | 2%      | 2%    |
| • Total.....        | 100%    | 100%  |
33. Which is the better system—capitalism or socialism? (ASKED HALF SAMPLE )
- Capitalism .....52%
  - Socialism.....42%
  - DK/Refused.....6%
  - Total.....100%

34. Which is the better system—a free market economy or an economy managed by the government? (ASKED HALF SAMPLE)

- Free market economy.....64%
- Economy managed by the government.....32%
- DK/Refused.....5%
- Total.....100%

35. To what extent do you agree or disagree with the following... (Full breakdown available upon request.)

(NA) Net Agree (DK) Don't Know  
(ND) Net Disagree (T) Total

(NA) (ND) (DK) (T)

a. It is important to allow people who make bad decisions to face the consequences of those decisions.....84% .....12% .....4% ..... 100%

b. A fair society would be one in which people succeed or fail based on their own merits.....80% .....14% .....6% ..... 100%

c. People have an obligation to help those in need.....76% .....18% .....6% ..... 100%

d. People should be allowed to keep what they produce, even if there are others with greater needs. ....73% .....20% .....7% ..... 100%

e. Sometimes the government needs to make laws that keep people from hurting themselves. ....70% .....26% .....4% ..... 100%

f. The law should always be obeyed, even if a particular law is wrong. ....57% .....38% .....5% ..... 100%

g. People should be allowed to do dangerous and self-destructive things, as long as they don't put others at risk.....53% .....43% .....4% ..... 100%

h. I think it's morally wrong that some children inherit a lot of money while other children inherit nothing .....50% .....45% .....5% ..... 100%

i. A fair society would be one in which everyone ended up with roughly the same amount of money. ....46% .....47% .....7% ..... 100%

36. In your view, would each of the following primarily help or hurt the economy, or would they not make much difference?

(a) Cutting Govt Spending 5% (b) Cutting taxes  
(c) Reducing Regulation (d) Reducing Govt Size

	(a)	(b)	(c)	(d)
• NET-Help.....	65%	59%	55%	53%
• No Difference .....	19%	21%	25%	26%
• NET-Hurt .....	13%	16%	16%	16%
• Help a lot .....	23%	18%	17%	15%
• Help moderately.....	21%	17%	15%	19%
• Help a little .....	21%	23%	23%	20%
• No difference.....	19%	21%	25%	26%
• Hurt a little .....	8%	7%	9%	7%
• Hurt moderately.....	2%	4%	5%	5%
• Hurt a lot .....	3%	4%	3%	4%
• DK/Refused.....	4%	4%	4%	5%
• Total.....	100%	100%	100%	100%

37. In your view, would each of the following primarily help or hurt the economy, or would they not make much difference?

(a) Raise Taxes On Wealthy (b) Spend More: Job Training  
(c) Spend More: Infrastructure

	(a)	(b)	(c)
• NET-Help.....	66%	63%	57%
• No Difference .....	15%	21%	21%
• NET-Hurt .....	13%	11%	16%
• Help a lot .....	26%	16%	15%
• Help moderately.....	21%	22%	21%
• Help a little .....	19%	24%	22%
• No difference.....	15%	21%	21%
• Hurt a little .....	6%	6%	8%
• Hurt moderately.....	3%	2%	4%
• Hurt a lot .....	4%	3%	4%
• DK/Refused.....	5%	5%	5%
• Total.....	100%	100%	100%

38. Which of these statements do you think best describes the federal budget deficit and national debt?

- It is a major problem that should be addressed now .....49%
- It is a major problem that should be addressed when the economy is better.....30%
- It is a minor problem .....13%
- It is not much of a problem .....6%
- DK/Refused.....3%
- Total.....100%

39. The federal minimum wage is \$7.25 an hour. Do you favor or oppose raising the minimum wage to \$10.10 per hour?
- Favor ..... 71%
  - Oppose ..... 27%
  - DK/Refused..... 2%
  - Total..... 100%
40. How likely is it that Social Security will exist when you are 67 years old?
- NET-Likely ..... 45%
  - NET-Unlikely ..... 53%
  - Very likely ..... 10%
  - Somewhat likely ..... 35%
  - Somewhat unlikely ..... 29%
  - Very unlikely ..... 24%
  - DK/Refused..... 2%
  - Total..... 100%
41. How confident are you that government will provide you with the same level of retirement benefits when you retire as it does for today's retirees?
- NET-Confident ..... 34%
  - NET-Not Confident..... 64%
  - Very confident ..... 8%
  - Somewhat confident ..... 25%
  - Not very confident..... 34%
  - Not at all confident..... 30%
  - DK/Refused..... 2%
  - Total..... 100%
42. Would you favor or oppose changing the Social Security program so younger workers can invest their Social Security taxes in private retirement accounts?
- NET-Favor ..... 73%
  - NET-Oppose..... 24%
  - Strongly Favor..... 25%
  - Somewhat Favor..... 48%
  - Somewhat Oppose ..... 16%
  - Strongly Oppose ..... 8%
  - DK/Refused..... 3%
  - Total..... 100%
43. Would you favor or oppose allowing younger workers invest their Social Security taxes in private retirement accounts if doing so required reducing Social Security benefits to current and future seniors?
- NET-Favor ..... 51%
  - NET-Oppose..... 45%
  - Strongly Favor..... 14%
  - Somewhat Favor..... 38%
  - Somewhat Oppose ..... 30%
  - Strongly Oppose ..... 15%
  - DK/Refused..... 4%
  - Total..... 100%
44. Do you have a favorable or unfavorable view of the new federal health care law, also known as the Affordable Care Act or Obamacare?
- NET-Favorable..... 51%
  - NET-Unfavorable..... 46%
  - Very favorable ..... 15%
  - Somewhat favorable..... 36%
  - Somewhat unfavorable ..... 23%
  - Very unfavorable ..... 23%
  - DK/Refused..... 3%
  - Total..... 100%
45. Do you currently have health insurance?
- Yes ..... 65%
  - No ..... 34%
  - DK/Refused..... 1%
  - Total..... 100%
- a. ASK UNINSURED: As you may know the federal health care law requires most Americans to have health insurance by March 31, 2014 or else pay a fine. As of right now, do you think you will obtain health insurance or pay the fine instead?
- I will obtain health insurance ..... 54%
  - I will pay the fine ..... 44%
  - DK/Refused..... 2%
  - Total..... 100%
46. Do you currently have health insurance? IF YES Is that plan though...
- Y-Employer ..... 21%
  - Y-University/College ..... 3%
  - Y-Parent's Plan ..... 25%
  - Y-Individual ..... 12%
  - Y-Some Other Insurance/DK..... 3%
  - N-Will Obtain Insurance ..... 18%
  - N-Will Pay Fine Instead..... 15%
  - N-DK If Obtain Insurance ..... 1%
  - Refused/DK..... 1%
  - Total..... 100%

47. Would you favor or oppose paying more for health insurance if it helped provide health insurance coverage for the uninsured? (ASKED HALF SAMPLE)

- Favor ..... 43%
- Oppose ..... 55%
- DK/Refused..... 2%
- Total..... 100%

48. Would you favor or oppose paying more for health insurance if it resulted in expanded benefits for everyone, such as maternity care and mental health care? (ASKED HALF SAMPLE)

- Favor ..... 53%
- Oppose ..... 44%
- DK/Refused..... 2%
- Total..... 100%

49. If you had to choose, would you rather purchase a lower priced product made in another country or a higher priced product of equal quality made in the US?

- Purchase a lower priced product made in another country ..... 52%
- Purchase a higher priced product of equal quality made in the US ..... 45%
- DK/Refused..... 3%
- Total..... 100%

50. Do you think the government should prohibit or allow the following? (Full breakdown available upon request.)

	Allow	Prohibit	DK	Total
• Selling food from food trucks.....	80%	15%	5%	100%
• Selling large sugary drinks in theaters and restaurants.....	72%	24%	4%	100%
• Drinking alcohol.....	69%	27%	4%	100%
• Wearing Google Glass in Public .....	66%	30%	4%	100%
• Offering plastic bags at grocery store check-outs .....	66%	29%	5%	100%
• Buying traditional incandescent light bulbs .....	63%	32%	5%	100%
• Buying foods with trans fats.....	61%	34%	5%	100%
• Viewing adult pornography online.....	61%	34%	5%	100%
• Using electronic "e-cigarettes" in public places .....	60%	35%	5%	100%
• Online gambling .....	59%	37%	4%	100%
• Using marijuana .....	57%	39%	4%	100%
• Using Bitcoin .....	49%	45%	6%	100%
• Using cocaine.....	22%	73%	5%	100%

51. Should someone who uses the following drugs go to jail, pay a fine, be required to attend a rehabilitation facility, or be allowed to use the drug?

	Marijuana	Cocaine	Heroin	Ecstasy
• Go to jail .....	14%	34%	35%	28%
• Be required to attend a rehabilitation facility.....	18%	41%	44%	37%
• Pay a fine .....	20%	14%	10%	20%
• Be allowed to use the drug..	45%	8%	7%	11%
• DK/Refused.....	4%	3%	3%	3%
• Total.....	100%	100%	100%	100%

52. Do you think abortion should be legal in all cases, legal in most cases, illegal in most cases or illegal in all cases?

- NET-Legal ..... 61%
- NET-Illegal..... 37%
- Legal in all cases .....
- Legal in most cases .....
- Illegal in most cases.....
- Illegal in all cases .....
- DK/Refused..... 2%

53. Do you support or oppose legalizing same-sex marriage?

- NET-Support ..... 67%
- NET-Oppose..... 32%
- Strongly Support..... 43%
- Somewhat Support..... 23%
- Somewhat Oppose .....
- Strongly Oppose .....
- DK/Refused..... 2%
- Total..... 100%

54. Could you support a candidate who [opposed/favored] same-sex marriage if you agreed with him or her on other issues?

- NET-Support ..... 52%
- NET-Oppose..... 45%
- R Supports Gay Marriage/ Supports Candidate Who Opposes..... 40%
- R Supports Gay Marriage/ Opposes Candidate Who Opposes .....
- R Opposes Gay Marriage/ Supports Candidate Who Supports .....
- R Opposes Gay Marriage/ Opposes Candidate Who Supports..... 20%
- Total..... 100%

55. What do you think the legal drinking age should be? (ASKED OF HALF SAMPLE)
- Government should not set a legal drinking age....21%
  - Under 21.....31%
  - 21.....32%
  - 22+.....14%
  - DK/Refused.....2%
  - Total.....100%

56. Thinking about laws, school rules, and other policies intended to reduce underage drinking, which of the following statements do you agree with most? (ASKED OF HALF SAMPLE)
- These policies are mostly effective in reducing underage drinking .....22%
  - These policies are mostly ineffective in reducing underage drinking .....54%
  - These policies mostly create more problems than they solve .....22%
  - DK/Refused.....2%
  - Total.....100%

57. Do you feel that college is a worthwhile investment?
- Definitely Yes .....35%
  - Probably Yes .....40%
  - Probably No.....16%
  - Definitely No.....6%
  - DK/Refused.....2%
  - Total.....100%

58. In your opinion, could universities and colleges provide the same quality of education at a lower price, or are current tuition levels necessary to maintain the quality of education? (ASKED OF HALF SAMPLE)
- Colleges could provide the same quality of education at a lower price.....79%
  - Current tuition levels are necessary to maintain the quality of education .....19%
  - DK/Refused.....2%
  - Total.....100%

59. Do you think universities and colleges could cut the number of administrators without harming the quality of education for its students, or would reducing the number of administrators harm the quality of education? (ASKED OF HALF SAMPLE)
- Colleges could cut the number of administrators without harming the quality of education .....54%
  - Reducing the number of administrators would harm the quality of education.....43%
  - DK/Refused.....3%
  - Total.....100%

60. In your view, do you think university and college professors present topics in the classroom in a politically balanced way, or do they show a political bias?
- University and college professors present topics in the classroom in a politically balanced way .....54%
  - University and college professors present topics in the classroom that show a political bias.....42%
  - DK/Refused.....3%
  - Total.....100%

61. What kind of bias?
- No Bias .....54%
  - Liberal Bias .....18%
  - Conservative Bias .....9%
  - Some other Bias .....14%
  - DK/Refused.....5%
  - Total.....100%

62. Which, if any, of the following social networking accounts do you currently use?

	Yes	No
• Facebook	75%	25%
• YouTube	57%	43%
• Twitter	36%	64%
• Google +	29%	71%
• Instagram	28%	72%
• Pinterest	22%	78%
• LinkedIn	17%	83%
• Snapchat	15%	85%
• Tumblr	13%	87%
• Vine	10%	90%
• MySpace	8%	92%
• Reddit	6%	94%

63. Whom would you most likely vote for? (Among Likely Voters)

	(All)	(D)	(Ind)	(R)
(All) All Likely Voters				
(D) Democrat				
(Ind) Independent (sorted)				
(R) Republican				
	(All)	(D)	(Ind)	(R)
Hillary Clinton	39%	57%	34%	8%
Elizabeth Warren	9%	15%	3%	4%
Joe Biden	7%	9%	7%	2%
Rand Paul	6%	1%	9%	14%
Paul Ryan	6%	1%	7%	14%
Chris Christie	5%	2%	2%	12%
Mike Huckabee	5%	0%	5%	13%
Gary Johnson	4%	1%	10%	5%
Ted Cruz	3%	1%	4%	6%
Cory Booker	3%	4%	3%	1%
Jeb Bush	2%	1%	1%	6%
Marco Rubio	2%	0%	2%	5%
Bobby Jindal	2%	1%	1%	3%
Martin O'Malley	1%	2%	1%	1%
Peter King	<1%	<1%	<1%	1%
No Preference	7%	6%	12%	6%
Total	100%	100%	100%	100%

64. The following combines results from two questions:  
 Many people are already looking ahead to the 2016  
 presidential election. (A) Who of the following would  
 you consider voting for? (B) Who would you NOT vote  
 for in the 2016 presidential election?

(All) All Likely Voters (D) Democrat  
 (Ind) Independent (sorted) (R) Republican

	(All)	(D)	(Ind)	(R)
a. Jeb Bush				
Yes Vote	10%	3%	6%	26%
Undecided	46%	39%	53%	56%
No Vote	37%	53%	29%	12%
No Pres Preference	7%	5%	12%	6%
Total	100%	100%	100%	100%
b. Chris Christie				
Yes Vote	15%	8%	18%	25%
Undecided	38%	37%	31%	46%
No Vote	40%	50%	40%	24%
No Pres Preference	7%	5%	12%	6%
Total	100%	100%	100%	100%
c. Ted Cruz				
Yes Vote	9%	1%	8%	22%
Undecided	51%	45%	53%	60%
No Vote	34%	48%	28%	12%
No Pres Preference	7%	5%	12%	6%
Total	100%	100%	100%	100%
d. Rand Paul				
Yes Vote	17%	3%	28%	34%
Undecided	48%	46%	44%	54%
No Vote	29%	46%	16%	6%
No Pres Preference	7%	5%	12%	6%
Total	100%	100%	100%	100%
e. Marco Rubio				
Yes Vote	11%	1%	11%	29%
Undecided	55%	53%	61%	56%
No Vote	27%	41%	16%	9%
No Pres Preference	7%	5%	12%	6%
Total	100%	100%	100%	100%
f. Paul Ryan				
Yes Vote	17%	4%	16%	40%
Undecided	39%	36%	42%	43%
No Vote	37%	54%	31%	11%
No Pres Preference	7%	5%	12%	6%
Total	100%	100%	100%	100%
g. Mike Huckabee				
Yes Vote	11%	2%	13%	28%
Undecided	48%	46%	50%	52%
No Vote	34%	47%	26%	14%
No Pres Preference	7%	5%	12%	6%
Total	100%	100%	100%	100%

	(All)	(D)	(Ind)	(R)
g. Joe Biden				
Yes Vote	30%	45%	21%	7%
Undecided	37%	42%	34%	31%
No Vote	27%	8%	34%	57%
No Pres Preference	7%	5%	12%	6%
Total	100%	100%	100%	100%
h. Hillary Clinton				
Yes Vote	53%	79%	43%	11%
Undecided	14%	10%	14%	20%
No Vote	27%	5%	31%	63%
No Pres Preference	7%	5%	12%	6%
Total	100%	100%	100%	100%
i. Elizabeth Warren				
Yes Vote	22%	34%	11%	7%
Undecided	54%	54%	50%	59%
No Vote	17%	7%	28%	29%
No Pres Preference	7%	5%	12%	6%
Total	100%	100%	100%	100%
j. Peter King				
Yes Vote	3%	1%	3%	5%
Undecided	69%	68%	65%	72%
No Vote	22%	26%	20%	17%
No Pres Preference	7%	5%	12%	6%
Total	100%	100%	100%	100%
k. Gary Johnson				
Yes Vote	9%	5%	18%	10%
Undecided	73%	76%	64%	72%
No Vote	12%	14%	7%	12%
No Pres Preference	7%	5%	12%	6%
Total	100%	100%	100%	100%
l. Cory Booker				
Yes Vote	15%	23%	7%	6%
Undecided	66%	64%	67%	69%
No Vote	12%	8%	14%	19%
No Pres Preference	7%	5%	12%	6%
Total	100%	100%	100%	100%
m. Bobby Jindal				
Yes Vote	8%	2%	9%	20%
Undecided	61%	59%	60%	64%
No Vote	24%	34%	20%	10%
No Pres Preference	7%	5%	12%	6%
Total	100%	100%	100%	100%



65. Are you enrolled in school as a full-time or part-time student?	72. Income
• Full-time ..... 36%	• Less than \$10,000..... 16%
• Part-time..... 16%	• \$10,000 - \$19,999 ..... 12%
• I am not enrolled in school..... 48%	• \$20,000 - \$29,999 ..... 13%
• Total..... 100%	• \$30,000 - \$39,999 ..... 11%
	• \$40,000 - \$49,999 ..... 7%
66. What is the highest level of education you have completed?	• \$50,000 - \$59,999 ..... 6%
• No HS..... 14%	• \$60,000 - \$69,999 ..... 4%
• High school graduate..... 28%	• \$70,000 - \$79,999 ..... 4%
• Some college ..... 33%	• \$80,000 - \$99,999 ..... 3%
• 2-year ..... 8%	• \$100,000 - \$119,999 ..... 3%
• 4-year ..... 14%	• \$120,000 - \$149,999 ..... 2%
• Post-grad ..... 3%	• \$150,000 or more..... 2%
• Total..... 100%	• Prefer not to say ..... 16%
	• Total..... 100%
67. Are you currently registered to vote?	73. Marital Status
• No ..... 55%	• Married..... 20%
• Yes ..... 45%	• Separated ..... 3%
• Total..... 100%	• Divorced ..... 2%
	• Widowed ..... 0%
68. Which of the following BEST describes your current employment status?	• Single ..... 71%
• Full-time ..... 29%	• Domestic partnership..... 4%
• Part-time..... 14%	• Total..... 100%
• Temporarily laid off ..... 3%	
• Unemployed..... 15%	74. Church attendance
• Retired ..... 0%	• More than once a week..... 9%
• Permanently disabled..... 1%	• Once a week..... 15%
• Homemaker..... 6%	• Once or twice a month..... 12%
• Student..... 29%	• A few times a year ..... 13%
• Other ..... 2%	• Seldom..... 18%
• Total..... 100%	• Never ..... 27%
	• Don't know ..... 6%
69. Which of the following best describes where you currently live:	• Total..... 100%
• Own your own house/condo..... 19%	75. Born Again
• Rent apartment ..... 38%	• Yes ..... 26%
• College/On-Campus Dorm ..... 8%	• No ..... 74%
• Live with parents ..... 35%	• Total..... 100%
• Total..... 100%	
70. Gender	76. Importance of religion
• Male ..... 51%	• Very important ..... 29%
• Female..... 49%	• Somewhat important ..... 32%
• Total..... 100%	• Not too important ..... 17%
	• Not at all important..... 21%
71. Race	• Total..... 100%
• White..... 56%	77. Frequency of Prayer:
• Black ..... 15%	• Several times a day..... 18%
• Hispanic..... 19%	• Once a day..... 15%
• Asian..... 6%	• A few times a week ..... 12%
• Other ..... 4%	• Once a week..... 5%
• Total..... 100%	• A few times a month ..... 7%
	• Seldom..... 16%
	• Never ..... 21%
	• Don't know ..... 5%
	• Total..... 100%