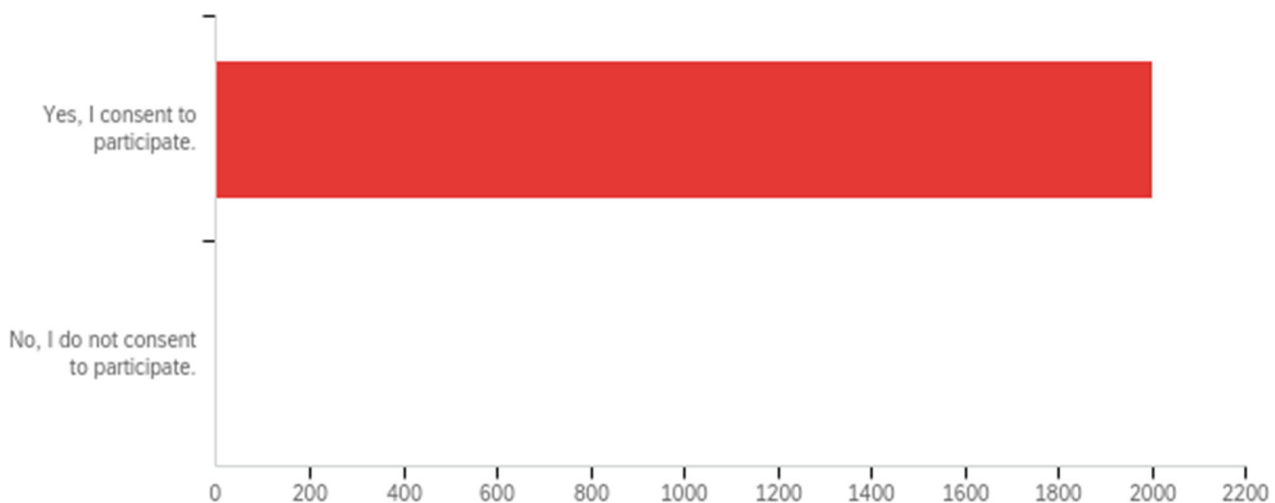


Default Report

ULINK Spring 2022 Survey

July 1st 2022, 2:37 pm EDT

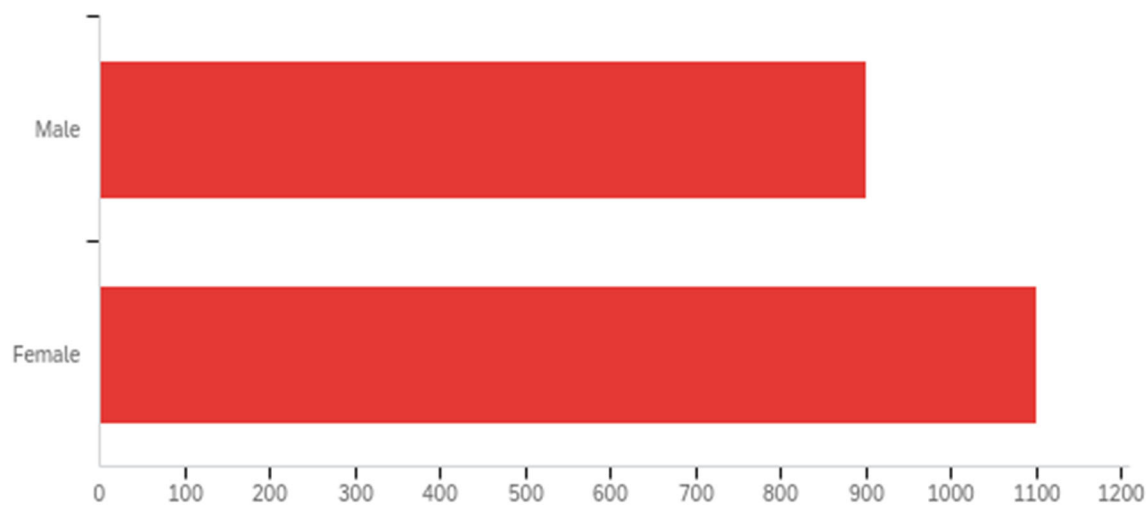
Q1 - Hello, My name is Dr. Casey Klofstad. I am a professor at the University of Miami. I am asking you to take part in a research study to learn more about your background and your opinions about politics and current events. You will be asked to complete a survey about your media use and attitudes. The survey will take approximately 25 minutes to complete. Your participation in this study is voluntary. If you choose not to participate or to withdraw from the study at any time, there will be no penalty. While there are no direct benefits to participating, this research will provide insight into the the public's views on politics and current events. Your participation should not result in any foreseeable risks or discomforts. The questionnaire is anonymous. The results of the study may be published, but your name will not be known. This study is not commissioned or funded by any company. We sincerely appreciate your time. If you have any questions before, during, or after the survey, please contact Dr. Klofstad at c.klofstad@miami.edu or (305) 284-8861. If you have questions regarding your rights as a research participant, please contact the University of Miami, Human Subject Research Office at (305) 243-3195. Thank you for your help. Clicking "Yes, I consent to participate" below will be considered your informed consent to participate and record your anonymous responses in this research study:



#	Field	Minimum	Maximum	Mean	Std Deviation	Variance	Count
1	<p>Hello, My name is Dr. Casey Klofstad. I am a professor at the University of Miami. I am asking you to take part in a research study to learn more about your background and your opinions about politics and current events. You will be asked to complete a survey about your media use and attitudes. The survey will take approximately 25 minutes to complete. Your participation in this study is voluntary. If you choose not to participate or to withdraw from the study at any time, there will be no penalty. While there are no direct benefits to participating, this research will provide insight into the the public's views on politics and current events. Your participation should not result in any foreseeable risks or discomforts. The questionnaire is anonymous. The results of the study may be published, but your name will not be known. This study is not commissioned or funded by any company. We sincerely appreciate your time. If you have any questions before, during, or after the survey, please contact Dr. Klofstad at c.klofstad@miami.edu or (305) 284-8861. If you have questions regarding your rights as a research participant, please contact the University of Miami, Human Subject Research Office at (305) 243-3195. Thank you for your help. Clicking "Yes, I consent to participate" below will be considered your informed consent to participate and record your anonymous responses in this research study:</p>	1.00	1.00	1.00	0.00	0.00	2001

#	Answer	%	Count
1	Yes, I consent to participate.	100.00%	2001
2	No, I do not consent to participate.	0.00%	0
	Total	100%	2001

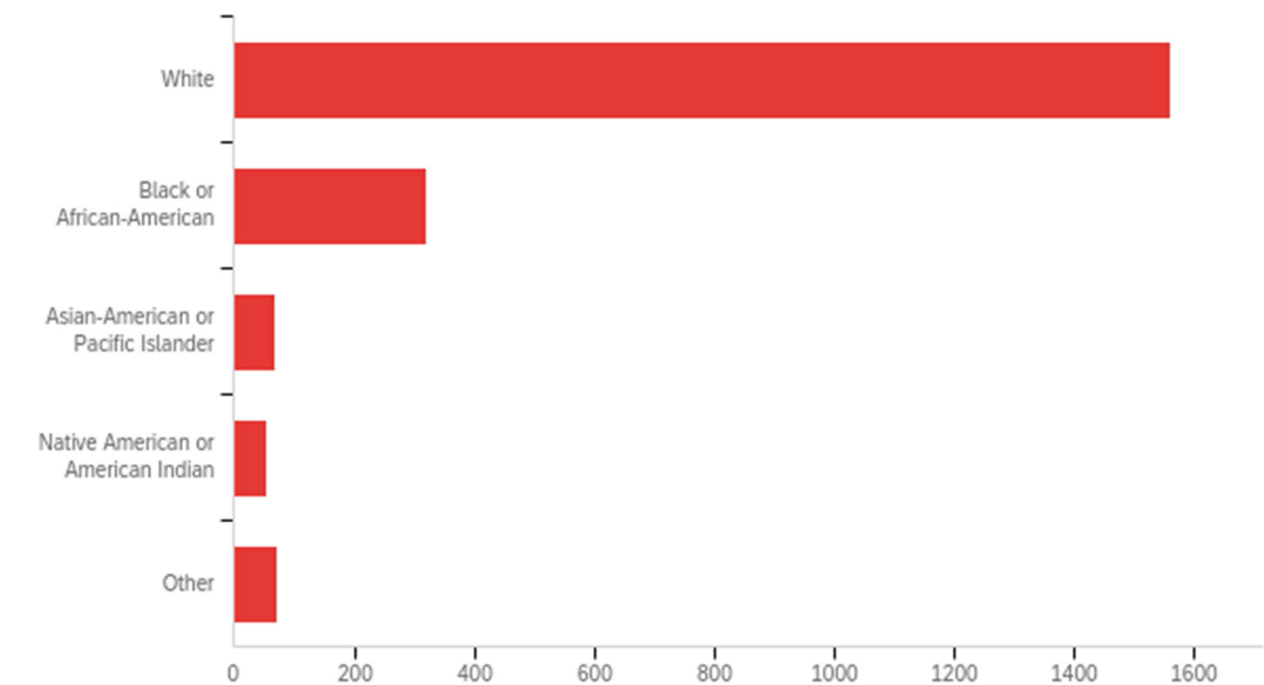
Q2 - I am:



#	Field	Minimum	Maximum	Mean	Std Deviation	Variance	Count
1	I am:	1.00	2.00	1.55	0.50	0.25	2001

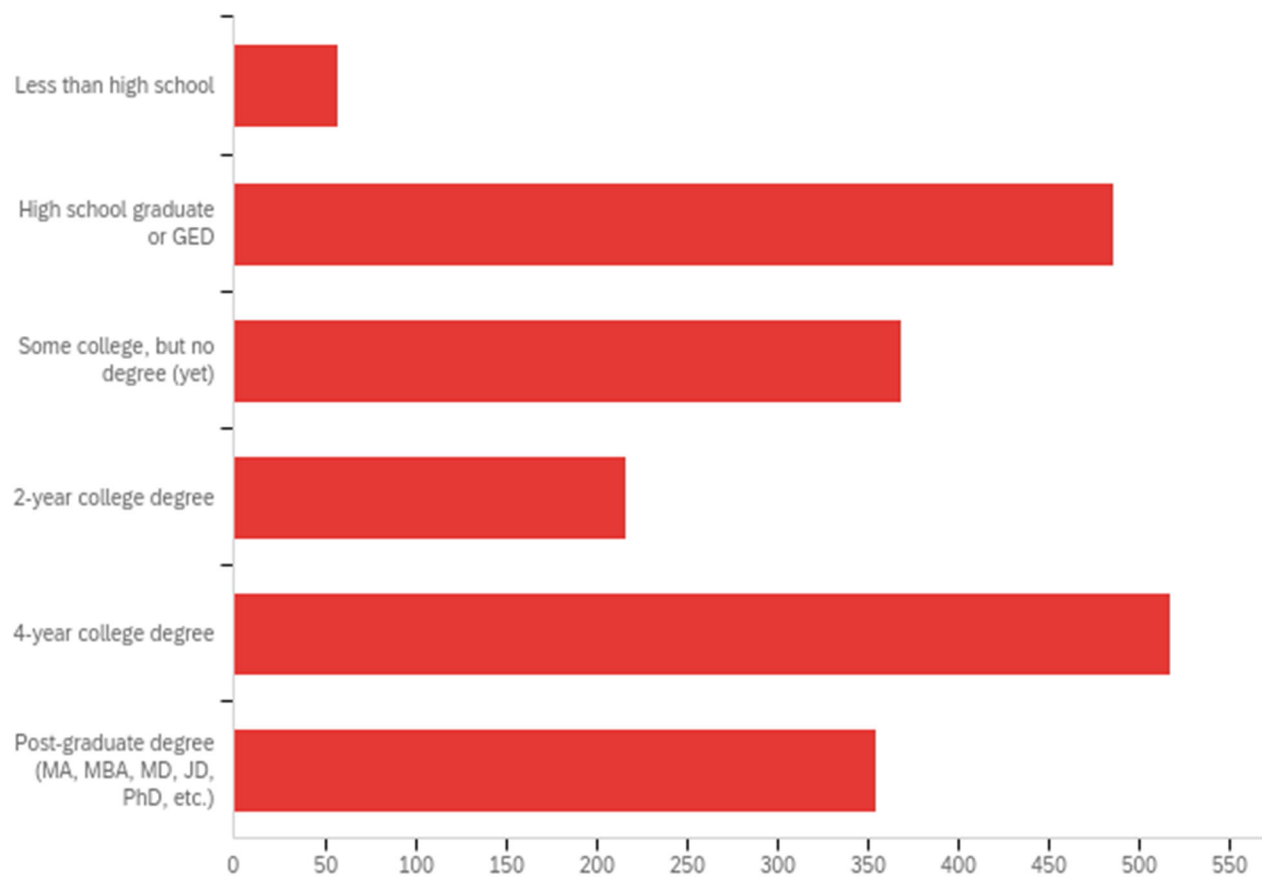
#	Answer	%	Count
1	Male	44.98%	900
2	Female	55.02%	1101
	Total	100%	2001

Q3 - I am: (please check all that apply)



#	Answer	%	Count
1	White	75.11%	1560
2	Black or African-American	15.50%	322
3	Asian-American or Pacific Islander	3.32%	69
4	Native American or American Indian	2.65%	55
5	Other	3.42%	71
	Total	100%	2077

Q6 - What is the highest level of education you have completed?



#	Field	Minimum	Maximum	Mean	Std Deviation	Variance	Count
1	What is the highest level of education you have completed?	1.00	6.00	3.86	1.54	2.36	2001

#	Answer	%	Count
1	Less than high school	2.90%	58
2	High school graduate or GED	24.29%	486
3	Some college, but no degree (yet)	18.39%	368
4	2-year college degree	10.84%	217
5	4-year college degree	25.84%	517
6	Post-graduate degree (MA, MBA, MD, JD, PhD, etc.)	17.74%	355

|

Total

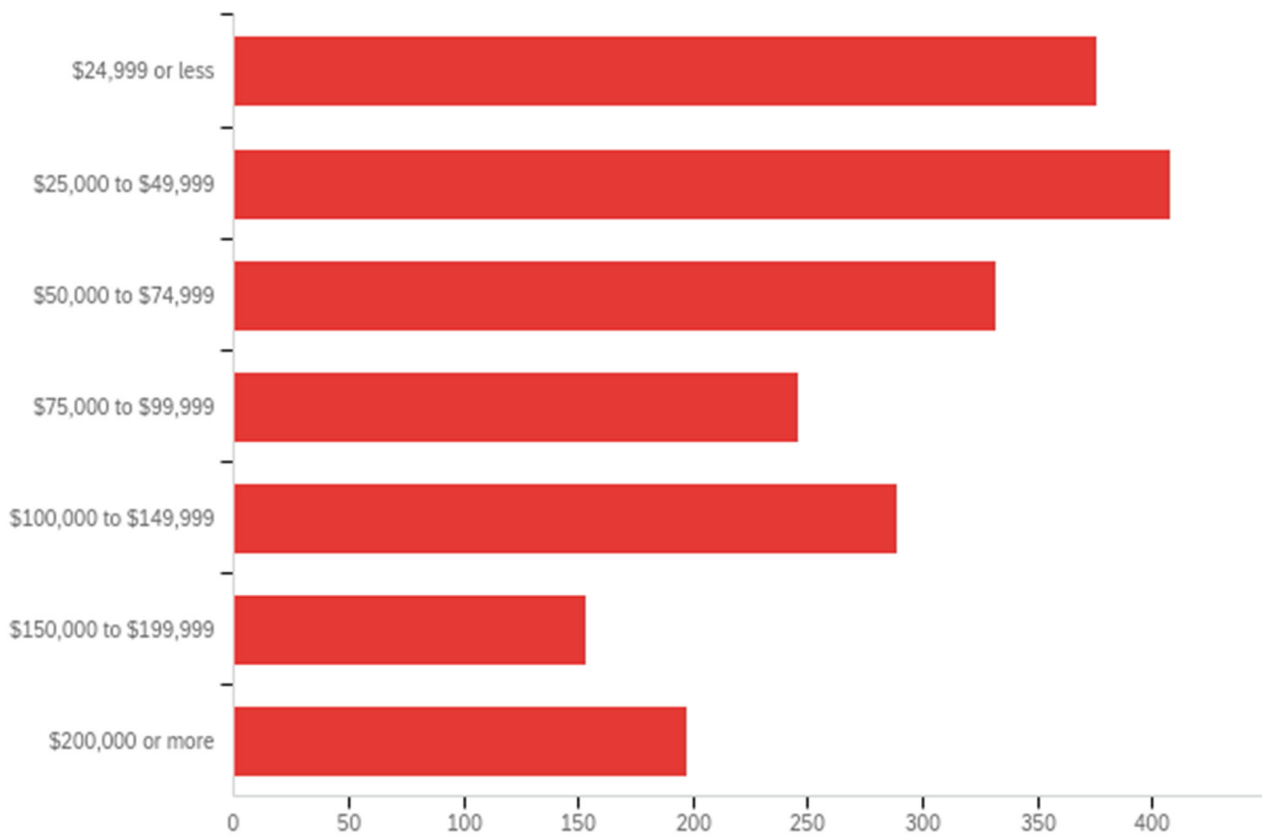
|

100%

|

2001

Q5 - What is your annual household income?



#	Field	Minimum	Maximum	Mean	Std Deviation	Variance	Count
1	What is your annual household income?	1.00	7.00	3.46	1.93	3.71	2001

#	Answer	%	Count
1	\$24,999 or less	18.79%	376
2	\$25,000 to \$49,999	20.39%	408
3	\$50,000 to \$74,999	16.59%	332
4	\$75,000 to \$99,999	12.29%	246
5	\$100,000 to \$149,999	14.44%	289
6	\$150,000 to \$199,999	7.65%	153
7	\$200,000 or more	9.85%	197

Total

100%

2001

Q7 - What year were you born?

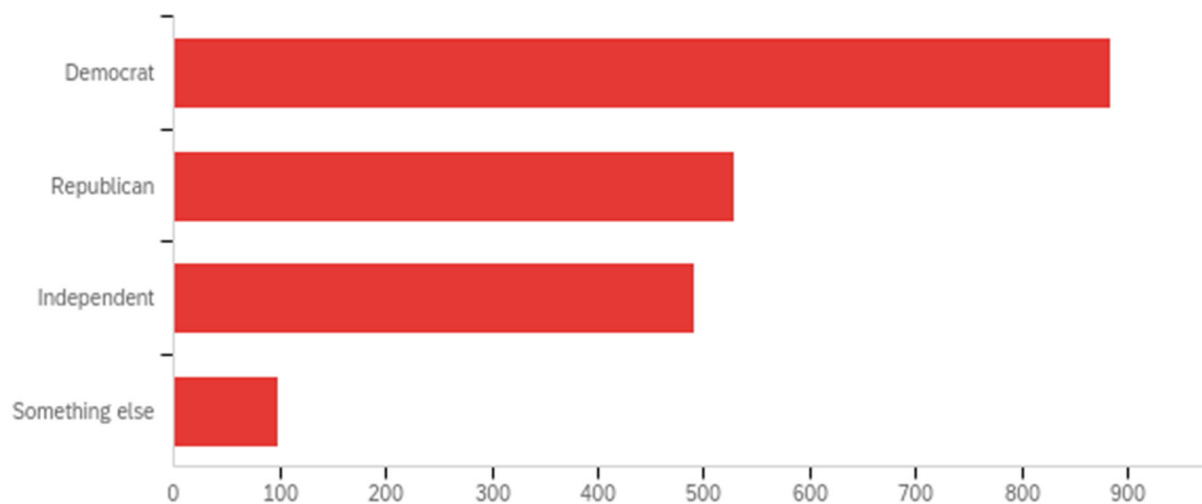


Data source misconfigured for this
visualization.

Data source misconfigured for this visualization

Data source misconfigured for this visualization

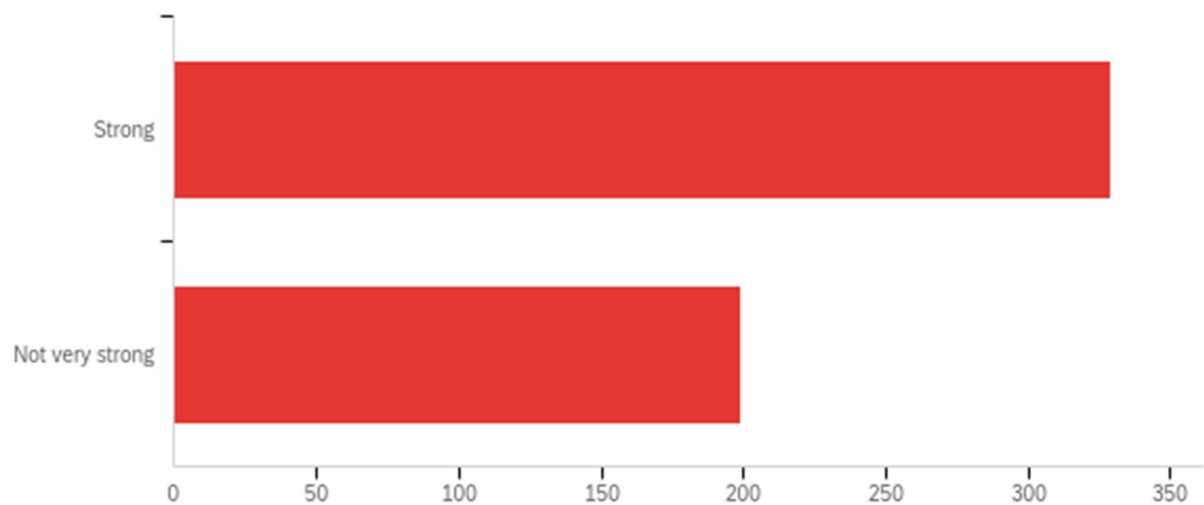
Q9 - Generally speaking, do you usually think of yourself as a Republican, a Democrat, an Independent, or something else?



#	Field	Minimum	Maximum	Mean	Std Deviation	Variance	Count
1	Generally speaking, do you usually think of yourself as a Republican, a Democrat, an Independent, or something else?	1.00	4.00	1.90	0.93	0.87	2001

#	Answer	%	Count
1	Democrat	44.18%	884
2	Republican	26.39%	528
3	Independent	24.54%	491
4	Something else	4.90%	98
	Total	100%	2001

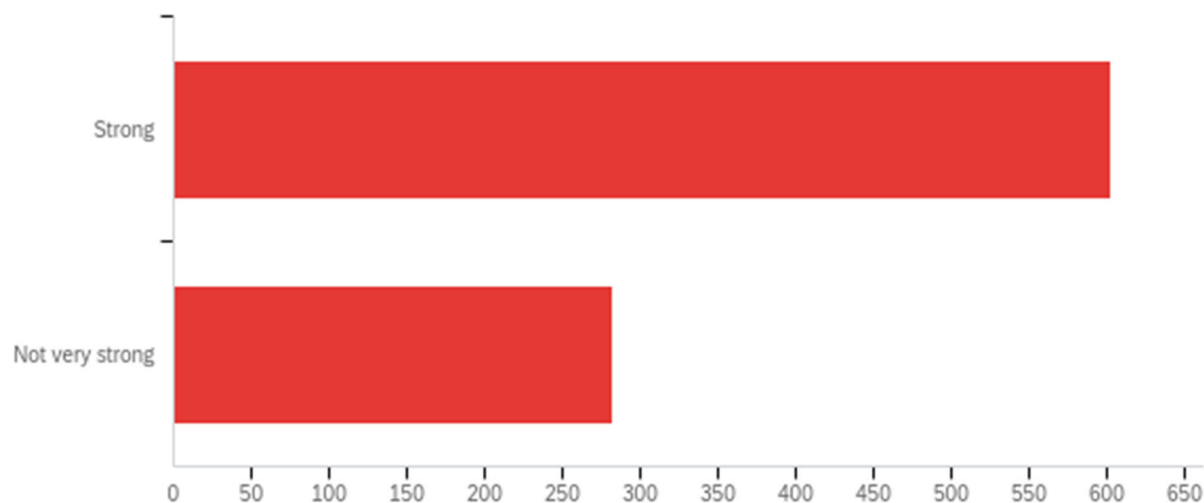
Q10 - Would you call yourself a strong Republican or a not very strong Republican?



#	Field	Minimum	Maximum	Mean	Std Deviation	Variance	Count
1	Would you call yourself a strong Republican or a not very strong Republican?	1.00	2.00	1.38	0.48	0.23	528

#	Answer	%	Count
1	Strong	62.31%	329
2	Not very strong	37.69%	199
	Total	100%	528

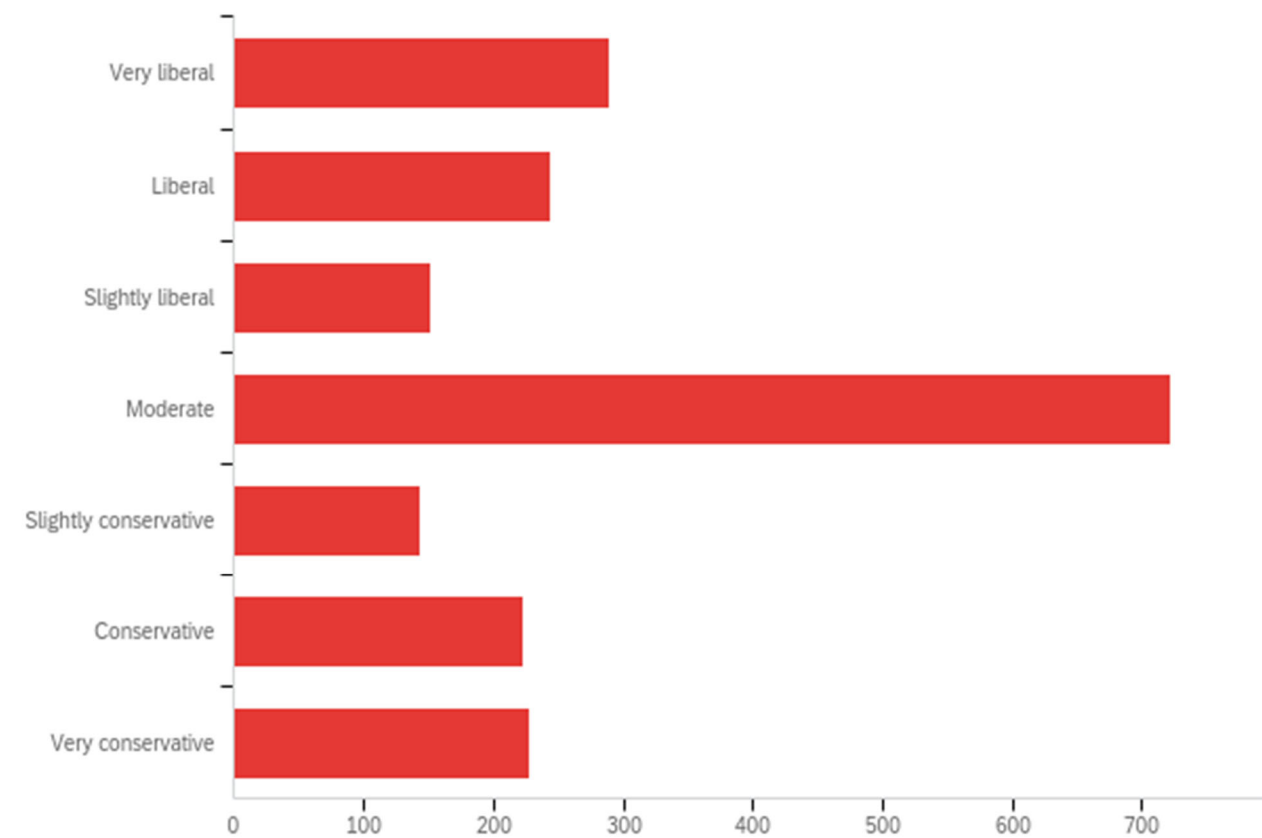
Q11 - Would you call yourself a strong Democrat or a not very strong Democrat?



#	Field	Minimum	Maximum	Mean	Std Deviation	Variance	Count
1	Would you call yourself a strong Democrat or a not very strong Democrat?	1.00	2.00	1.32	0.47	0.22	884

#	Answer	%	Count
1	Strong	68.10%	602
2	Not very strong	31.90%	282
	Total	100%	884

Q13 - Where would you place yourself on a scale that goes from “very liberal” to “very conservative”?

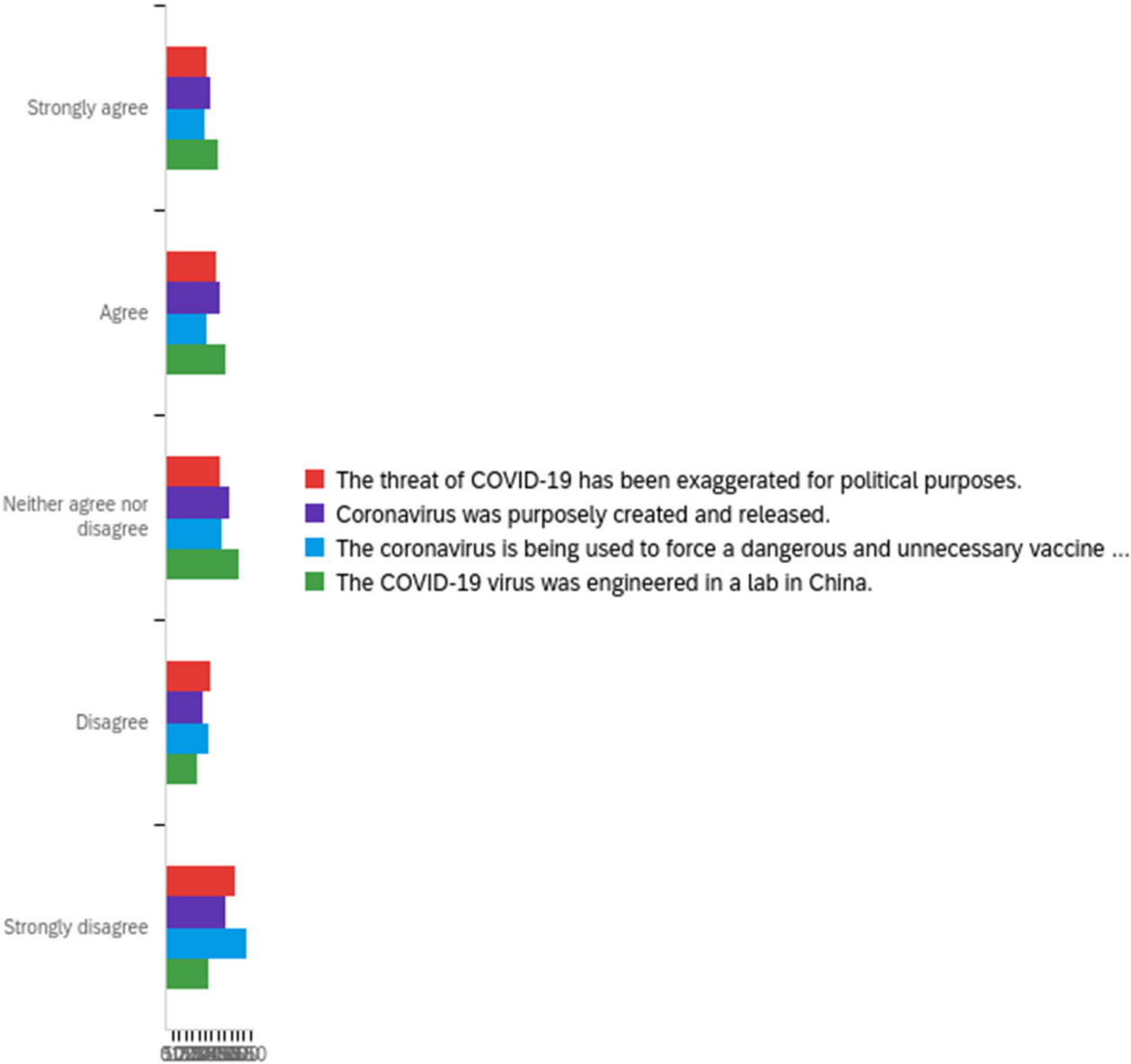


#	Field	Minimum	Maximum	Mean	Std Deviation	Variance	Count
1	Where would you place yourself on a scale that goes from “very liberal” to “very conservative”?	1.00	7.00	3.88	1.84	3.39	2000

#	Answer	%	Count
1	Very liberal	14.45%	289
2	Liberal	12.20%	244
3	Slightly liberal	7.55%	151
4	Moderate	36.10%	722
5	Slightly conservative	7.20%	144

6	Conservative	11.15%	223
7	Very conservative	11.35%	227
	Total	100%	2000

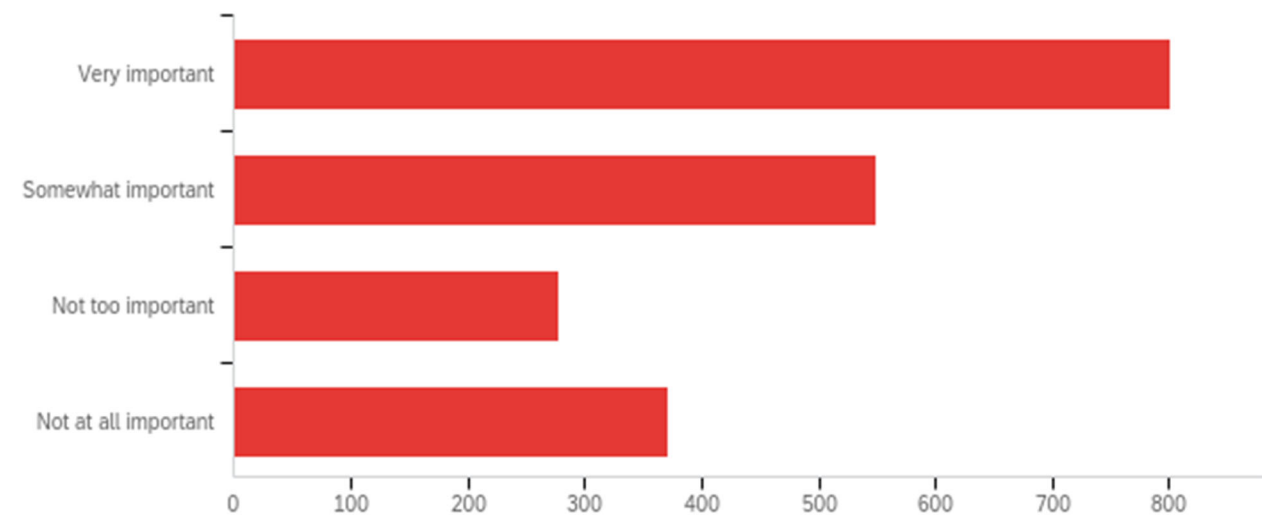
Q23 - Please tell us how much you agree or disagree with each of the statements below:



#	Field	Minimum	Maximum	Mean	Std Deviation	Variance	Count
1	The threat of COVID-19 has been exaggerated for political purposes.	1.00	5.00	3.19	1.43	2.04	1999
2	Coronavirus was purposely created and released.	1.00	5.00	3.05	1.41	1.98	1999
3	The coronavirus is being used to force a dangerous and unnecessary vaccine on Americans.	1.00	5.00	3.32	1.44	2.06	1999
4	The COVID-19 virus was engineered in a lab in China.	1.00	5.00	2.82	1.34	1.78	1999

#	Question	Strongly agree		Agree		Neither agree nor disagree		Disagree		Strongly disagree		Total
1	The threat of COVID-19 has been exaggerated for political purposes.	16.01%	320	19.71%	394	20.71%	414	16.86%	337	26.71%	534	1999
2	Coronavirus was purposely created and released.	17.41%	348	21.16%	423	24.16%	483	13.96%	279	23.31%	466	1999
3	The coronavirus is being used to force a dangerous and unnecessary vaccine on Americans.	15.21%	304	15.81%	316	21.66%	433	16.51%	330	30.82%	616	1999
4	The COVID-19 virus was engineered in a lab in China.	20.16%	403	23.01%	460	28.36%	567	11.96%	239	16.51%	330	1999

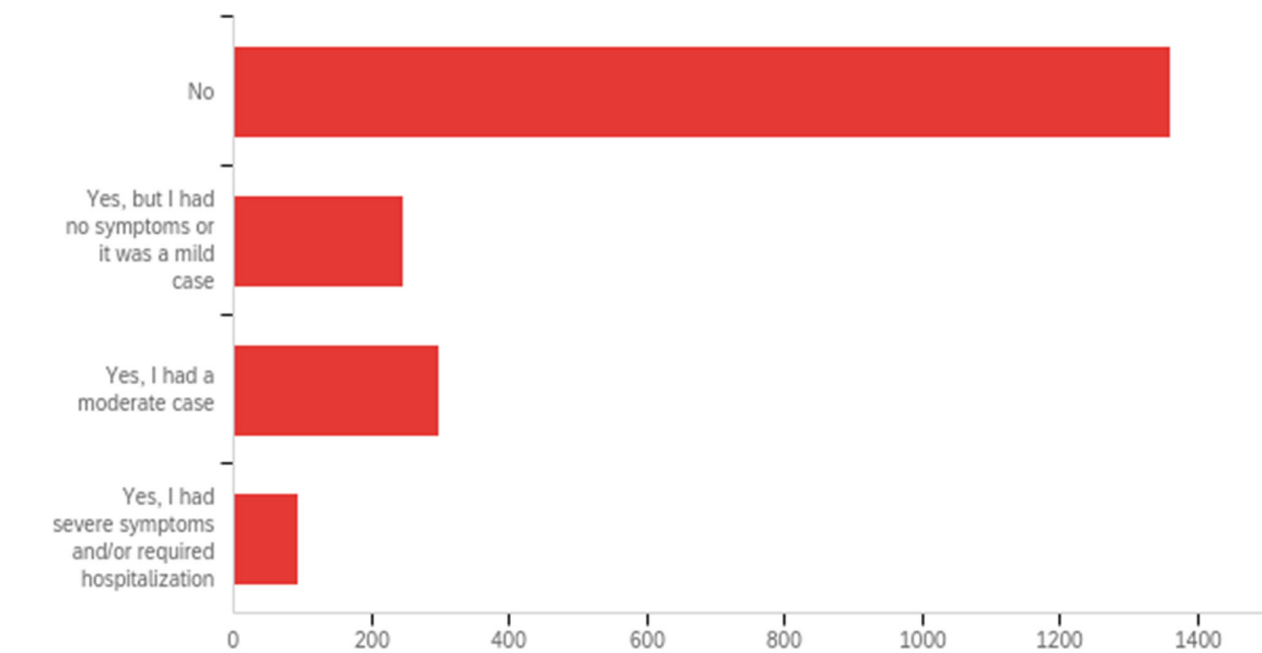
Q14 - How important is religion in your life?



#	Field	Minimum	Maximum	Mean	Std Deviation	Variance	Count
1	How important is religion in your life?	1.00	4.00	2.11	1.13	1.27	2000

#	Answer	%	Count
1	Very important	40.05%	801
2	Somewhat important	27.50%	550
3	Not too important	13.85%	277
4	Not at all important	18.60%	372
	Total	100%	2000

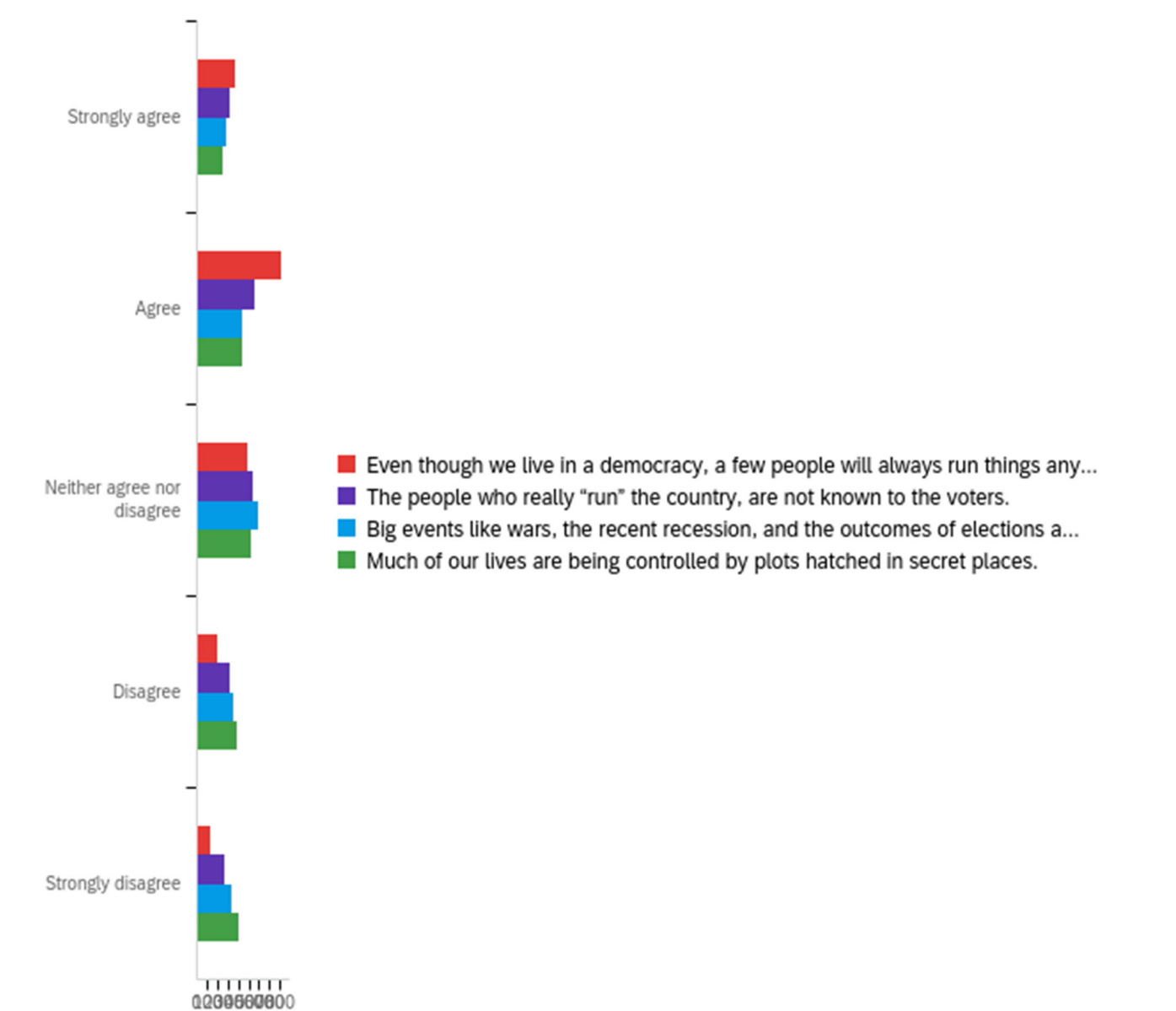
Q27 - Were you ever ill from COVID-19 during the pandemic?



#	Field	Minimum	Maximum	Mean	Std Deviation	Variance	Count
1	Were you ever ill from COVID-19 during the pandemic?	1.00	4.00	1.56	0.91	0.83	2000

#	Answer	%	Count
1	No	68.05%	1361
2	Yes, but I had no symptoms or it was a mild case	12.30%	246
3	Yes, I had a moderate case	14.95%	299
4	Yes, I had severe symptoms and/or required hospitalization	4.70%	94
	Total	100%	2000

Q41 - Here are some ideas that some people agree with, and others disagree with. In thinking about each one, please tell us how much you agree or disagree with each of the statements below:



#	Field	Minimum	Maximum	Mean	Std Deviation	Variance	Count
1	Even though we live in a democracy, a few people will always run things anyway.	1.00	5.00	2.45	1.09	1.19	1999
2	The people who really “run” the country, are not known to the voters.	1.00	5.00	2.82	1.25	1.57	1998
3	Big events like wars, the recent recession, and the outcomes of elections are controlled by small groups of people who are working in secret against the rest of us.	1.00	5.00	3.03	1.28	1.63	1998

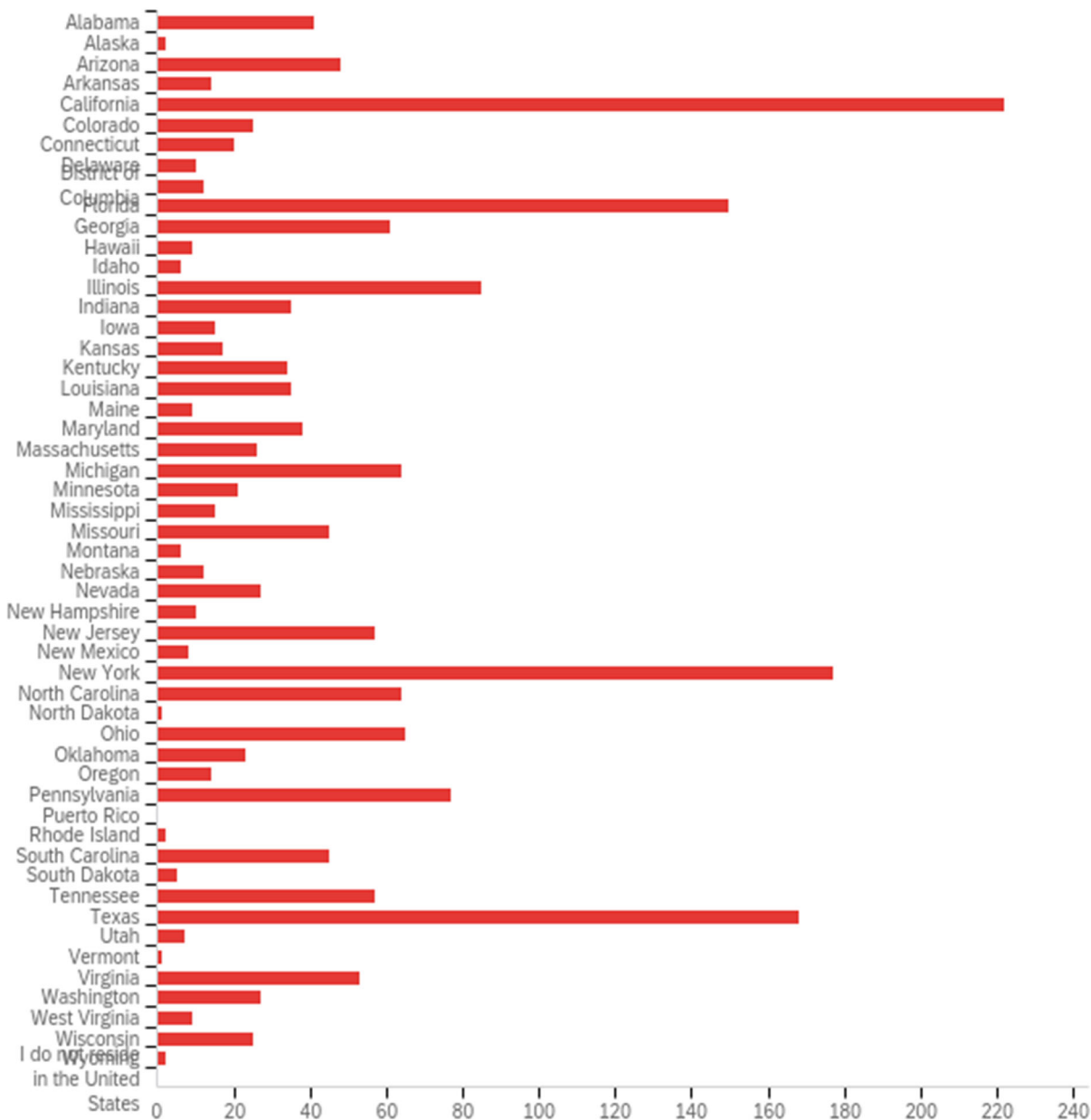
4	Much of our lives are being controlled by plots hatched in secret places.	1.00	5.00	3.13	1.31	1.70	1999
---	---	------	------	------	------	------	------

#	Question	Strongly agree		Agree		Neither agree nor disagree		Disagree		Strongly disagree		Total
1	Even though we live in a democracy, a few people will always run things anyway.	18.51%	370	40.77%	815	24.81%	496	9.50%	190	6.40%	128	1999
2	The people who really “run” the country, are not known to the voters.	16.02%	320	28.18%	563	26.73%	534	16.17%	323	12.91%	258	1998
3	Big events like wars, the recent recession, and the outcomes of elections are controlled by small groups of people who are working in secret against the rest of us.	13.86%	277	21.77%	435	29.38%	587	17.97%	359	17.02%	340	1998
4	Much of our lives are being controlled by plots hatched in secret places.	12.66%	253	21.61%	432	26.01%	520	19.66%	393	20.06%	401	1999

Q37 - Next, we would like to know your feelings about public figures. Please rate the names below using the "feeling thermometer" slider bars. Ratings between 50 and 100 degrees mean that you feel favorable toward the name. Ratings between 0 and 50 degrees mean that you do not feel favorable toward the name. If you come to a name you don't recognize, you don't need to rate it. Just move on to the next one.

#	Field	Minimum	Maximum	Mean	Std Deviation	Variance	Count
1	Democratic Party	0.00	100.00	49.68	36.27	1315.79	1986
2	Republican Party	0.00	100.00	39.98	34.16	1166.69	1981
3	Donald Trump	0.00	100.00	38.84	38.11	1452.14	1985
4	Joe Biden	0.00	100.00	48.87	37.66	1418.24	1987
5	Bernie Sanders	0.00	100.00	43.78	34.28	1175.35	1972
6	Vladimir Putin	0.00	100.00	16.60	25.71	660.99	1973

Q8 - 50 States, D.C. and Puerto Rico

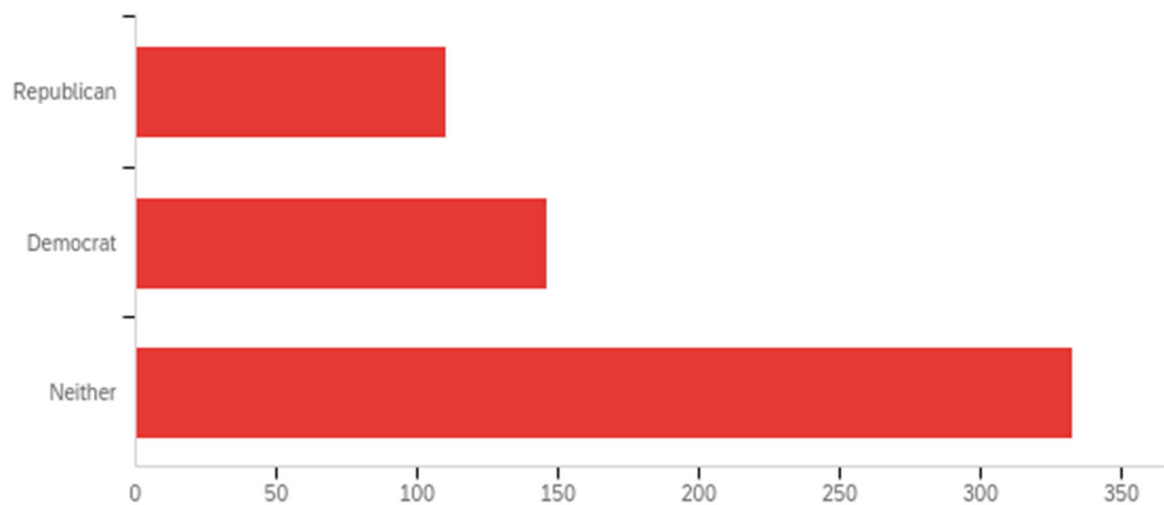


#	Field	Minimum	Maximum	Mean	Std Deviation	Variance	Count
1	50 States, D.C. and Puerto Rico	1.00	52.00	24.73	15.08	227.51	2001

#	Answer	%	Count
1	Alabama	2.05%	41
2	Alaska	0.10%	2
3	Arizona	2.40%	48
4	Arkansas	0.70%	14
5	California	11.09%	222
6	Colorado	1.25%	25
7	Connecticut	1.00%	20
8	Delaware	0.50%	10
9	District of Columbia	0.60%	12
10	Florida	7.50%	150
11	Georgia	3.05%	61
12	Hawaii	0.45%	9
13	Idaho	0.30%	6
14	Illinois	4.25%	85
15	Indiana	1.75%	35
16	Iowa	0.75%	15
17	Kansas	0.85%	17
18	Kentucky	1.70%	34
19	Louisiana	1.75%	35
20	Maine	0.45%	9
21	Maryland	1.90%	38
22	Massachusetts	1.30%	26
23	Michigan	3.20%	64
24	Minnesota	1.05%	21
25	Mississippi	0.75%	15
26	Missouri	2.25%	45
27	Montana	0.30%	6
28	Nebraska	0.60%	12
29	Nevada	1.35%	27

30	New Hampshire	0.50%	10
31	New Jersey	2.85%	57
32	New Mexico	0.40%	8
33	New York	8.85%	177
34	North Carolina	3.20%	64
35	North Dakota	0.05%	1
36	Ohio	3.25%	65
37	Oklahoma	1.15%	23
38	Oregon	0.70%	14
39	Pennsylvania	3.85%	77
40	Puerto Rico	0.00%	0
41	Rhode Island	0.10%	2
42	South Carolina	2.25%	45
43	South Dakota	0.25%	5
44	Tennessee	2.85%	57
45	Texas	8.40%	168
46	Utah	0.35%	7
47	Vermont	0.05%	1
48	Virginia	2.65%	53
49	Washington	1.35%	27
50	West Virginia	0.45%	9
51	Wisconsin	1.25%	25
52	Wyoming	0.10%	2
53	I do not reside in the United States	0.00%	0
	Total	100%	2001

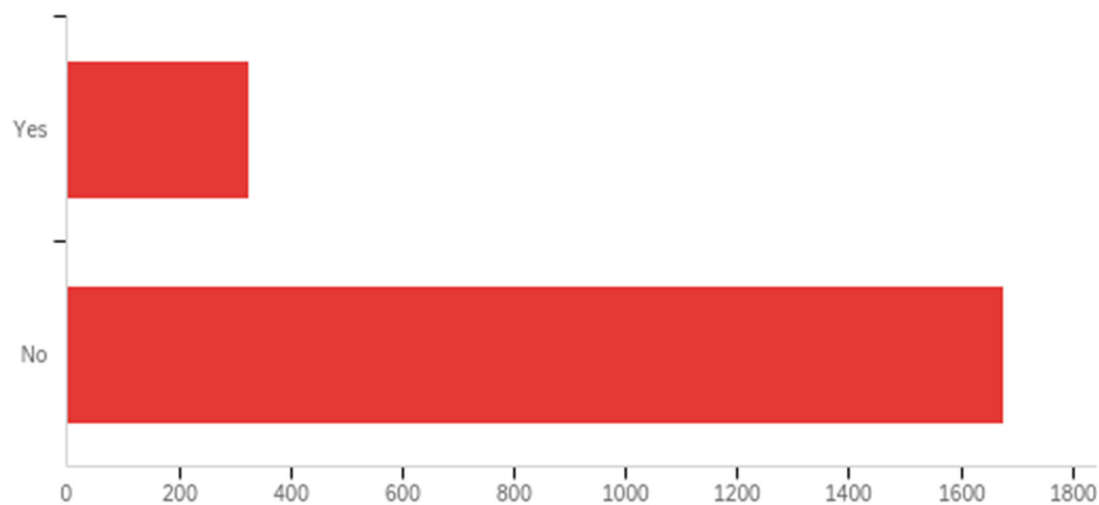
Q12 - Do you think of yourself as closer to the Republican or Democratic Party?



#	Field	Minimum	Maximum	Mean	Std Deviation	Variance	Count
1	Do you think of yourself as closer to the Republican or Democratic Party?	1.00	3.00	2.38	0.78	0.61	589

#	Answer	%	Count
1	Republican	18.68%	110
2	Democrat	24.79%	146
3	Neither	56.54%	333
	Total	100%	589

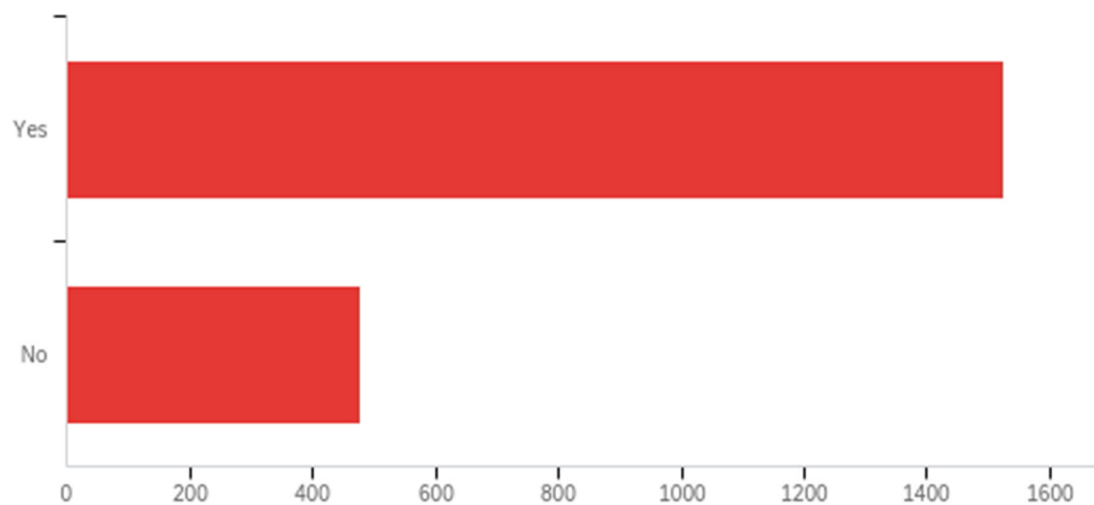
Q4 - Are you of Hispanic or Latino/a origin?



#	Field	Minimum	Maximum	Mean	Std Deviation	Variance	Count
1	Are you of Hispanic or Latino/a origin?	1.00	2.00	1.84	0.37	0.14	2001

#	Answer	%	Count
1	Yes	16.19%	324
2	No	83.81%	1677
	Total	100%	2001

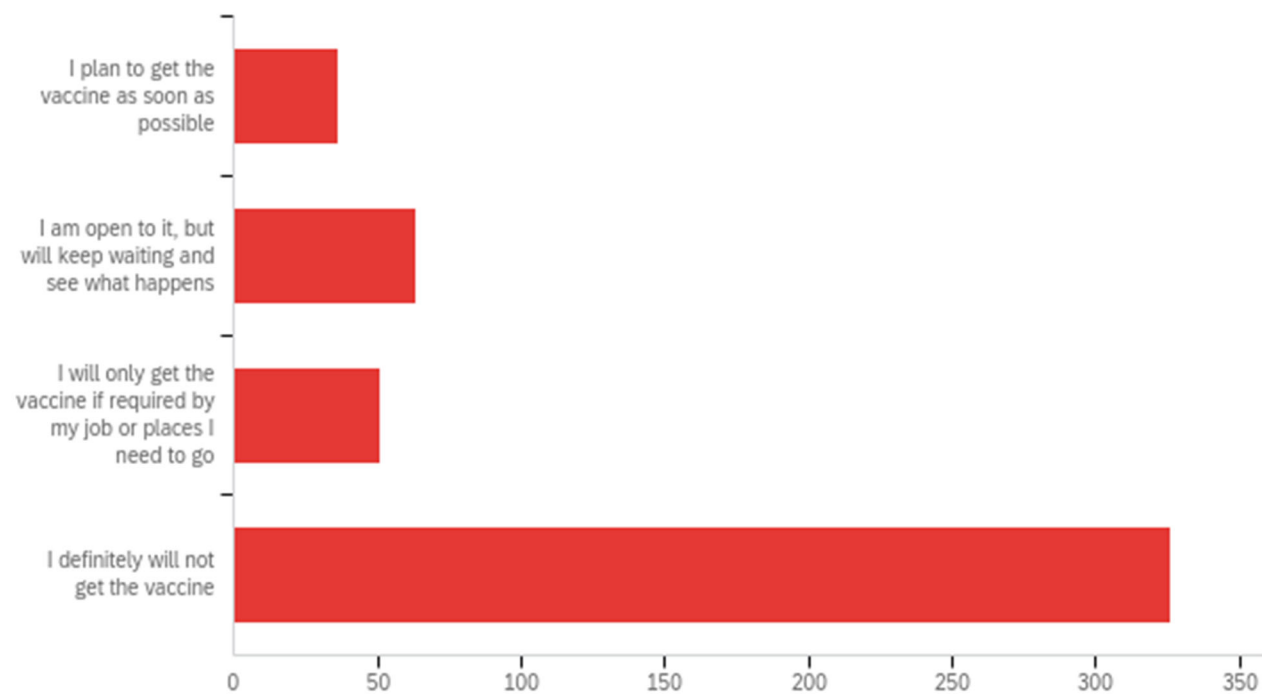
Q28 - Have you personally received at least one dose of a COVID-19 vaccine?



#	Field	Minimum	Maximum	Mean	Std Deviation	Variance	Count
1	Have you personally received at least one dose of a COVID-19 vaccine?	1.00	2.00	1.24	0.43	0.18	2001

#	Answer	%	Count
1	Yes	76.21%	1525
2	No	23.79%	476
	Total	100%	2001

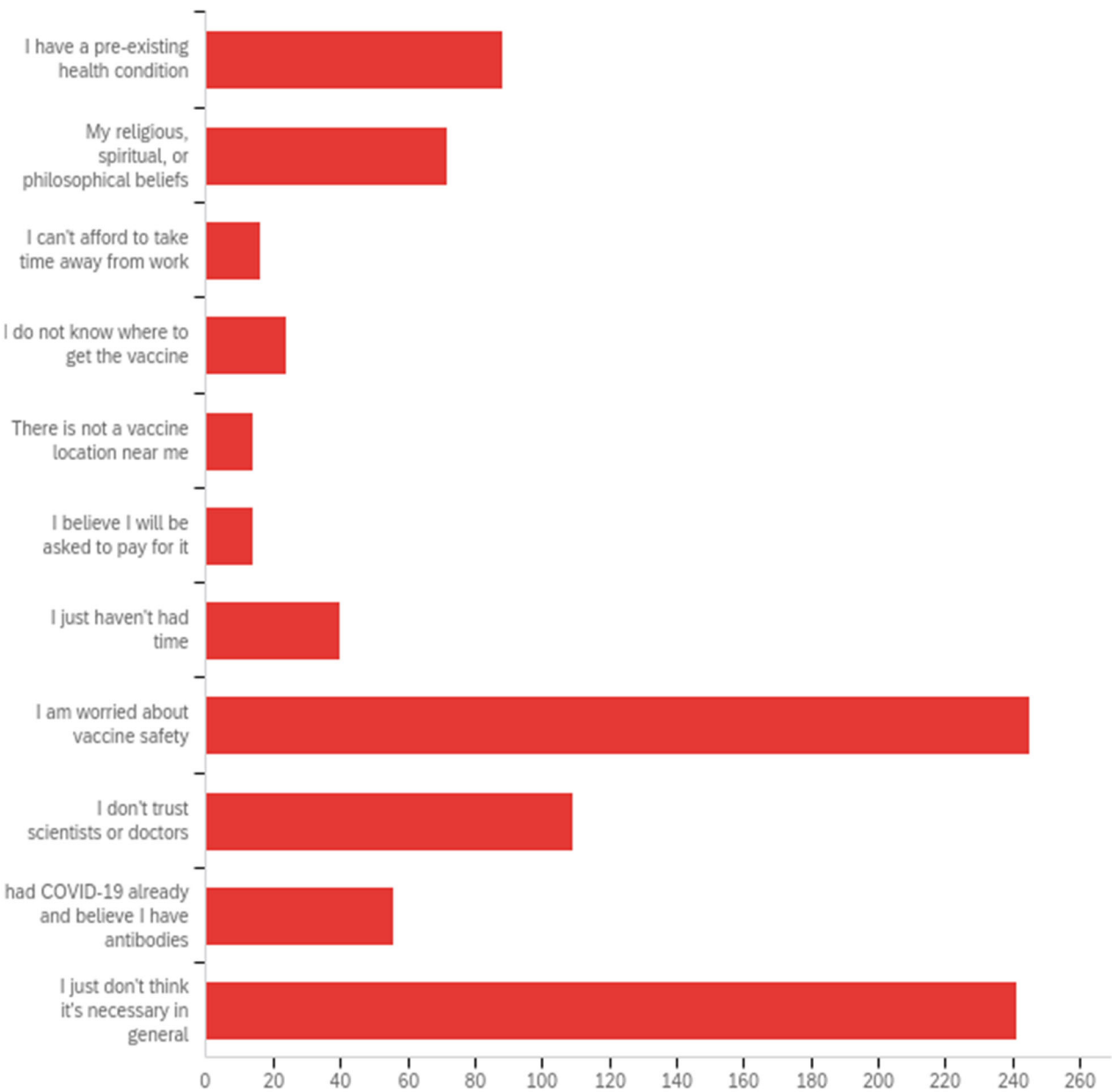
Q29 - Which of the following best describes how you feel about the COVID-19 vaccine?



#	Field	Minimum	Maximum	Mean	Std Deviation	Variance	Count
1	Which of the following best describes how you feel about the COVID-19 vaccine?	1.00	4.00	3.40	0.98	0.96	476

#	Answer	%	Count
1	I plan to get the vaccine as soon as possible	7.56%	36
2	I am open to it, but will keep waiting and see what happens	13.24%	63
3	I will only get the vaccine if required by my job or places I need to go	10.71%	51
4	I definitely will not get the vaccine	68.49%	326
	Total	100%	476

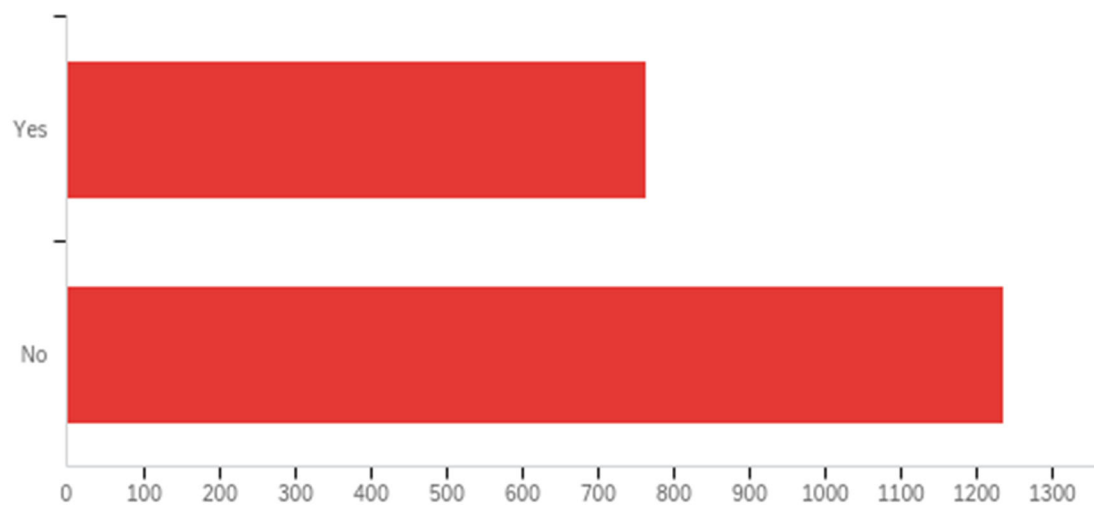
Q30 - What is keeping you from getting the COVID-19 vaccine? (please check all that apply)



#	Answer	%	Count
1	I have a pre-existing health condition	9.58%	88
2	My religious, spiritual, or philosophical beliefs	7.83%	72
3	I can't afford to take time away from work	1.74%	16
4	I do not know where to get the vaccine	2.61%	24

5	There is not a vaccine location near me	1.52%	14
6	I believe I will be asked to pay for it	1.52%	14
7	I just haven't had time	4.35%	40
8	I am worried about vaccine safety	26.66%	245
9	I don't trust scientists or doctors	11.86%	109
10	I had COVID-19 already and believe I have antibodies	6.09%	56
11	I just don't think it's necessary in general	26.22%	241
	Total	100%	919

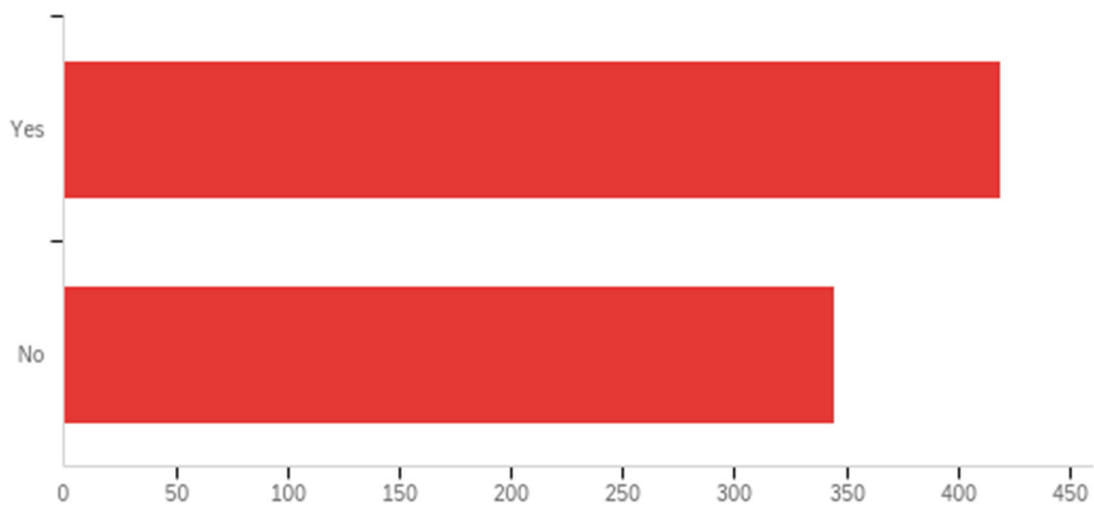
Q32 - Do you have any children under the age of 18 living in your home?



#	Field	Minimum	Maximum	Mean	Std Deviation	Variance	Count
1	Do you have any children under the age of 18 living in your home?	1.00	2.00	1.62	0.49	0.24	2000

#	Answer	%	Count
1	Yes	38.20%	764
2	No	61.80%	1236
	Total	100%	2000

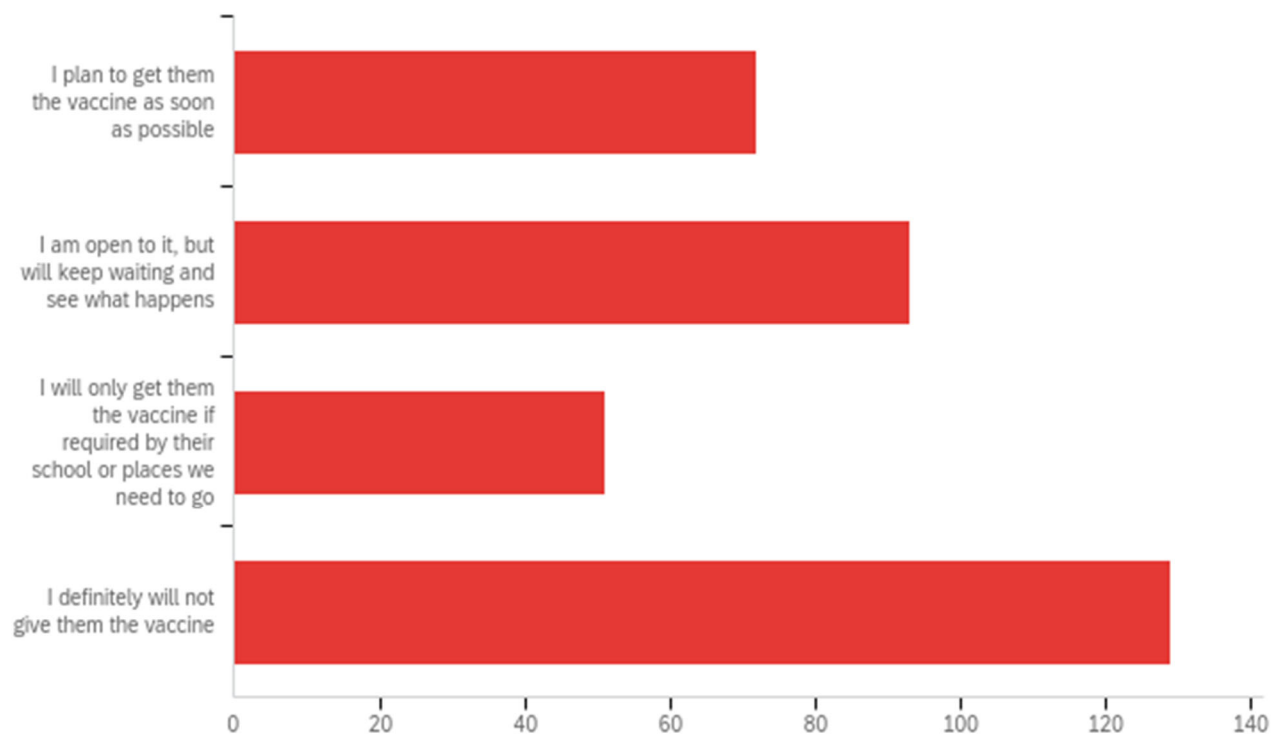
Q33 - Have any of the children in your home received at least one dose of a COVID-19 vaccine?



#	Field	Minimum	Maximum	Mean	Std Deviation	Variance	Count
1	Have any of the children in your home received at least one dose of a COVID-19 vaccine?	1.00	2.00	1.45	0.50	0.25	764

#	Answer	%	Count
1	Yes	54.84%	419
2	No	45.16%	345
	Total	100%	764

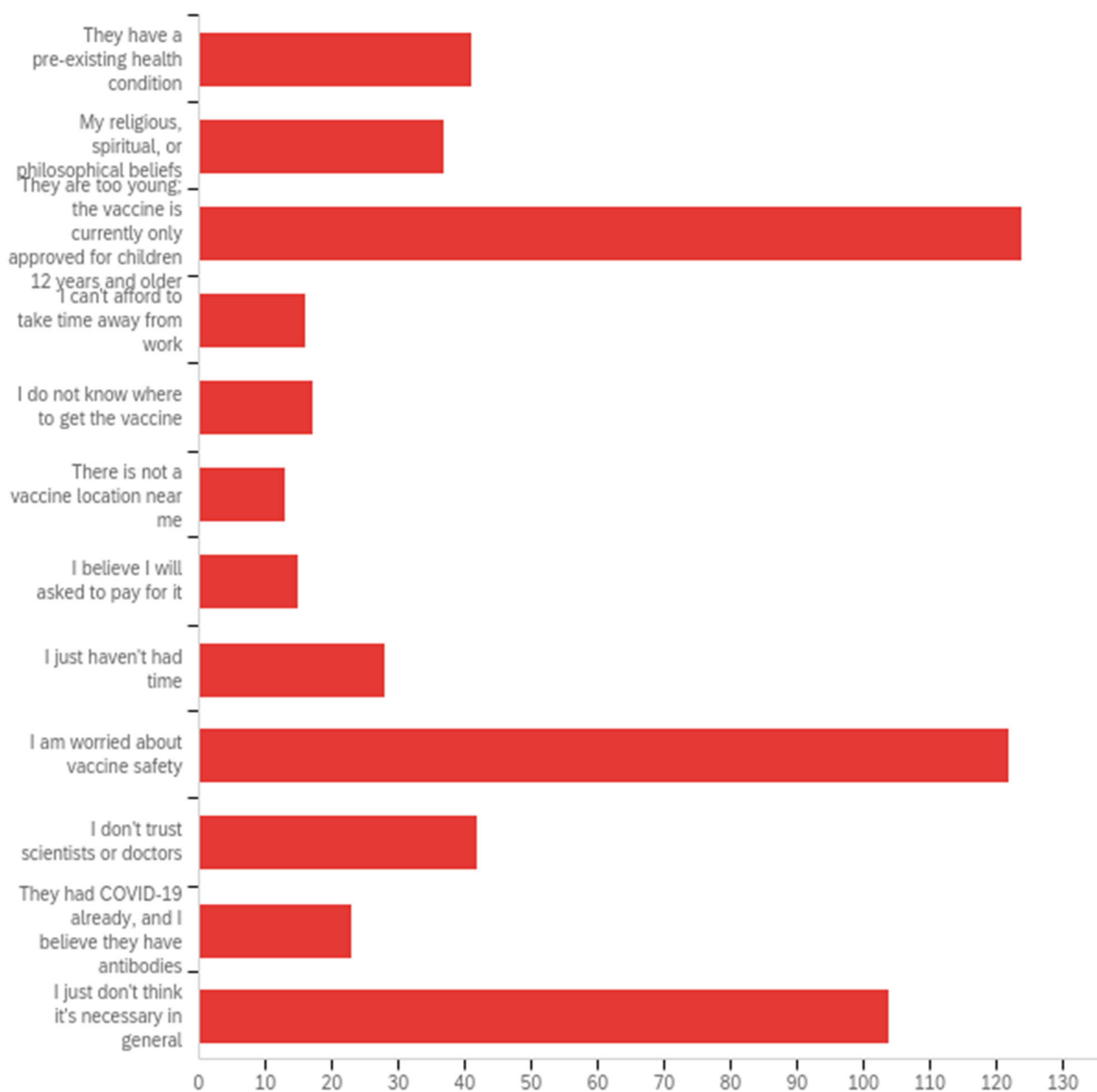
Q34 - Which of the following best describes how you feel about giving child(ren) in your home the COVID-19 vaccine?



#	Field	Minimum	Maximum	Mean	Std Deviation	Variance	Count
1	Which of the following best describes how you feel about giving child(ren) in your home the COVID-19 vaccine?	1.00	4.00	2.69	1.17	1.38	345

#	Answer	%	Count
1	I plan to get them the vaccine as soon as possible	20.87%	72
2	I am open to it, but will keep waiting and see what happens	26.96%	93
3	I will only get them the vaccine if required by their school or places we need to go	14.78%	51
4	I definitely will not give them the vaccine	37.39%	129
	Total	100%	345

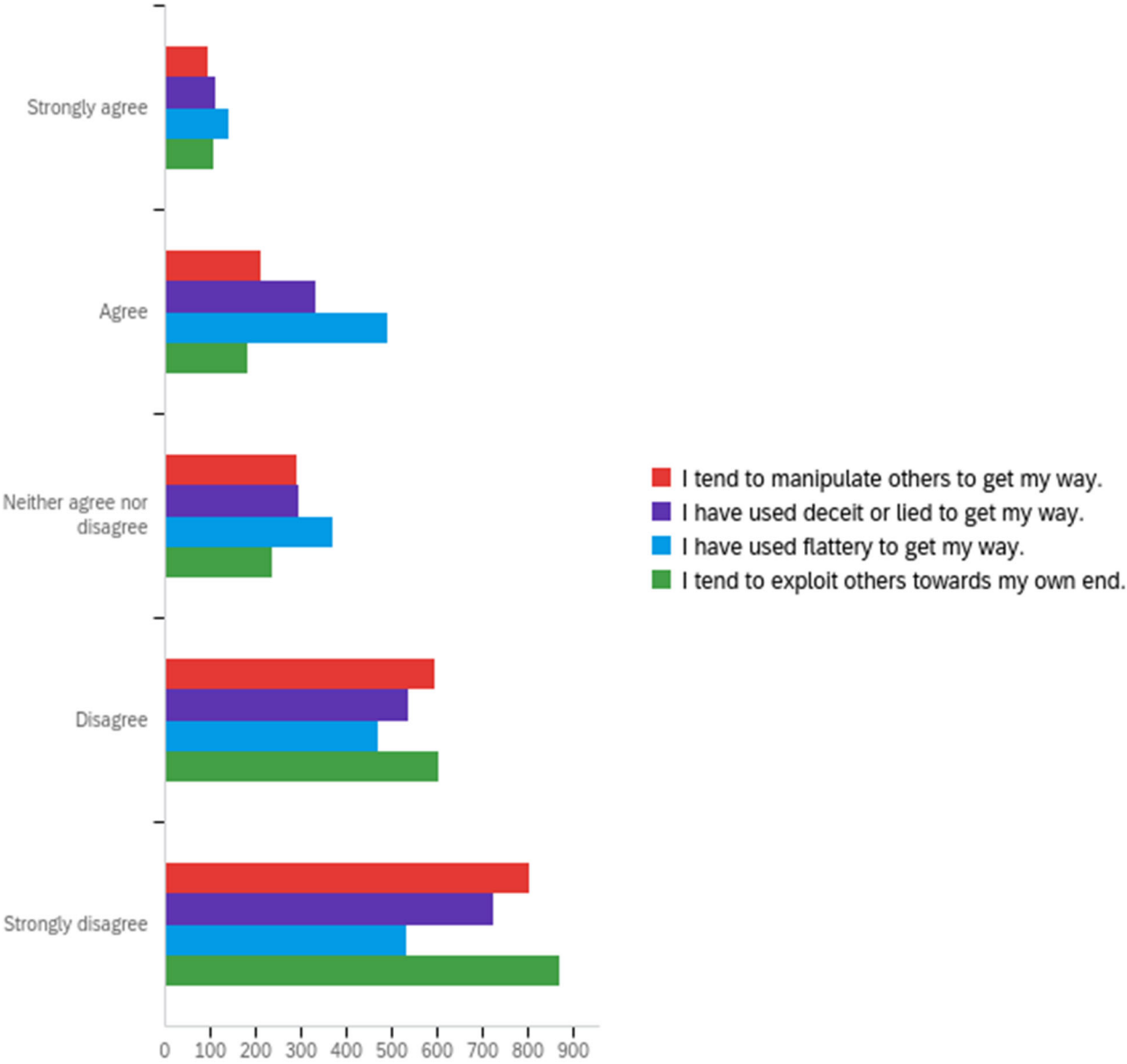
**Q35 - What is keeping you from giving child(ren) in your home the COVID-19 vaccine?
(please check all that apply)**



#	Answer	%	Count
1	They have a pre-existing health condition	7.04%	41
2	My religious, spiritual, or philosophical beliefs	6.36%	37
3	They are too young; the vaccine is currently only approved for children 12 years and older	21.31%	124
4	I can't afford to take time away from work	2.75%	16

5	I do not know where to get the vaccine	2.92%	17
6	There is not a vaccine location near me	2.23%	13
7	I believe I will asked to pay for it	2.58%	15
8	I just haven't had time	4.81%	28
9	I am worried about vaccine safety	20.96%	122
10	I don't trust scientists or doctors	7.22%	42
11	They had COVID-19 already, and I believe they have antibodies	3.95%	23
12	I just don't think it's necessary in general	17.87%	104
	Total	100%	582

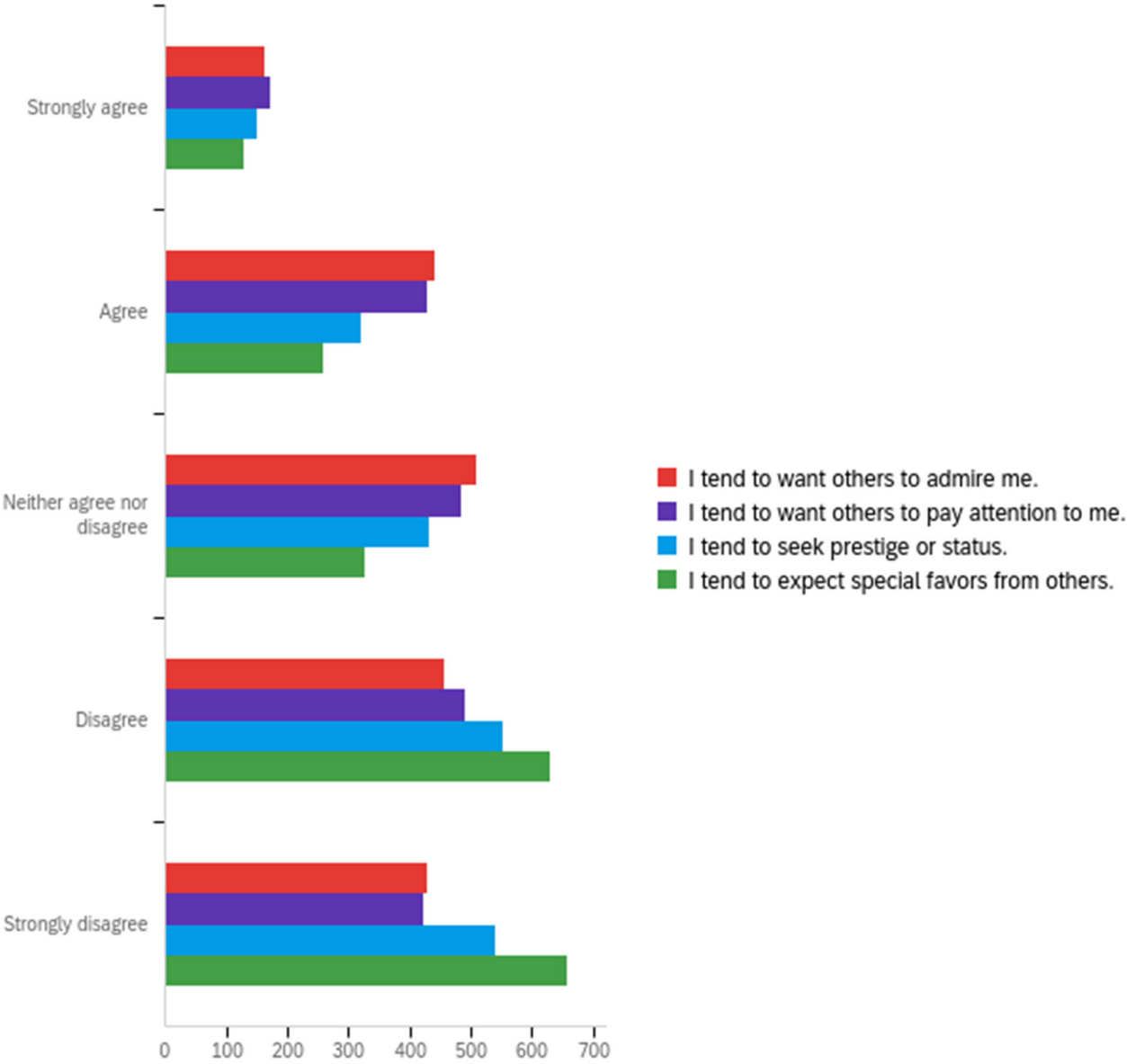
Q51 - Please tell us how much you agree or disagree with each of the statements below:



#	Field	Minimum	Maximum	Mean	Std Deviation	Variance	Count
1	I tend to manipulate others to get my way.	1.00	5.00	3.90	1.18	1.39	2001
2	I have used deceit or lied to get my way.	1.00	5.00	3.71	1.26	1.59	2000
3	I have used flattery to get my way.	1.00	5.00	3.38	1.29	1.68	2001
4	I tend to exploit others towards my own end.	1.00	5.00	3.98	1.18	1.39	2001

#	Question	Strongly agree		Agree		Neither agree nor disagree		Disagree		Strongly disagree		Total
1	I tend to manipulate others to get my way.	4.70%	94	10.64%	213	14.54%	291	29.84%	597	40.28%	806	2001
2	I have used deceit or lied to get my way.	5.50%	110	16.70%	334	14.80%	296	26.85%	537	36.15%	723	2000
3	I have used flattery to get my way.	6.95%	139	24.49%	490	18.49%	370	23.44%	469	26.64%	533	2001
4	I tend to exploit others towards my own end.	5.25%	105	9.10%	182	11.89%	238	30.13%	603	43.63%	873	2001

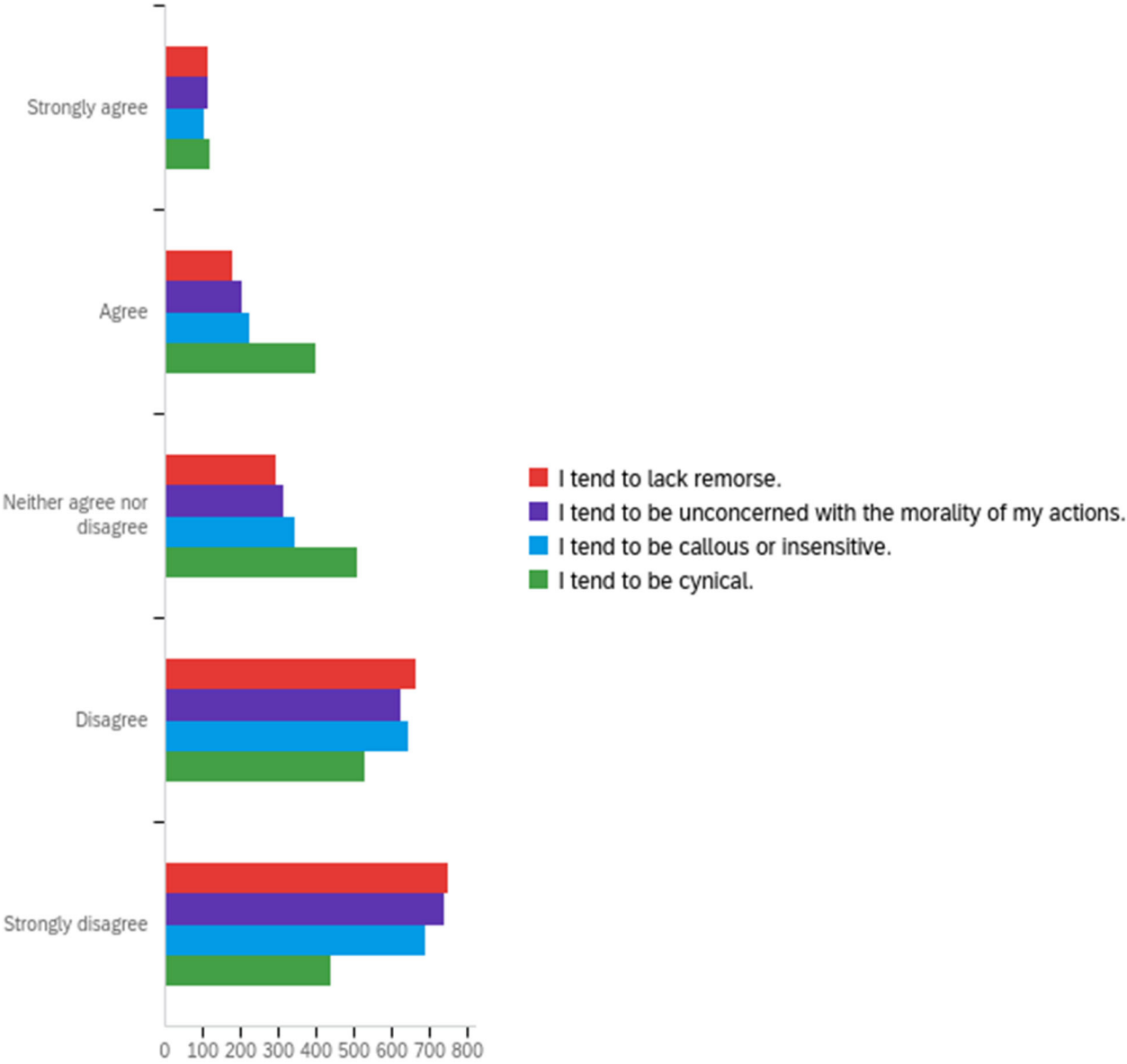
Q52 - Please tell us how much you agree or disagree with each of the statements below:



#	Field	Minimum	Maximum	Mean	Std Deviation	Variance	Count
1	I tend to want others to admire me.	1.00	5.00	3.27	1.25	1.56	1999
2	I tend to want others to pay attention to me.	1.00	5.00	3.28	1.25	1.57	1999
3	I tend to seek prestige or status.	1.00	5.00	3.51	1.25	1.56	1998
4	I tend to expect special favors from others.	1.00	5.00	3.72	1.23	1.50	1999

#	Question	Strongly agree		Agree		Neither agree nor disagree		Disagree		Strongly disagree		Total
1	I tend to want others to admire me.	8.15%	163	22.06%	441	25.51%	510	22.86%	457	21.41%	428	1999
2	I tend to want others to pay attention to me.	8.55%	171	21.51%	430	24.31%	486	24.56%	491	21.06%	421	1999
3	I tend to seek prestige or status.	7.51%	150	16.07%	321	21.62%	432	27.73%	554	27.08%	541	1998
4	I tend to expect special favors from others.	6.40%	128	12.86%	257	16.31%	326	31.57%	631	32.87%	657	1999

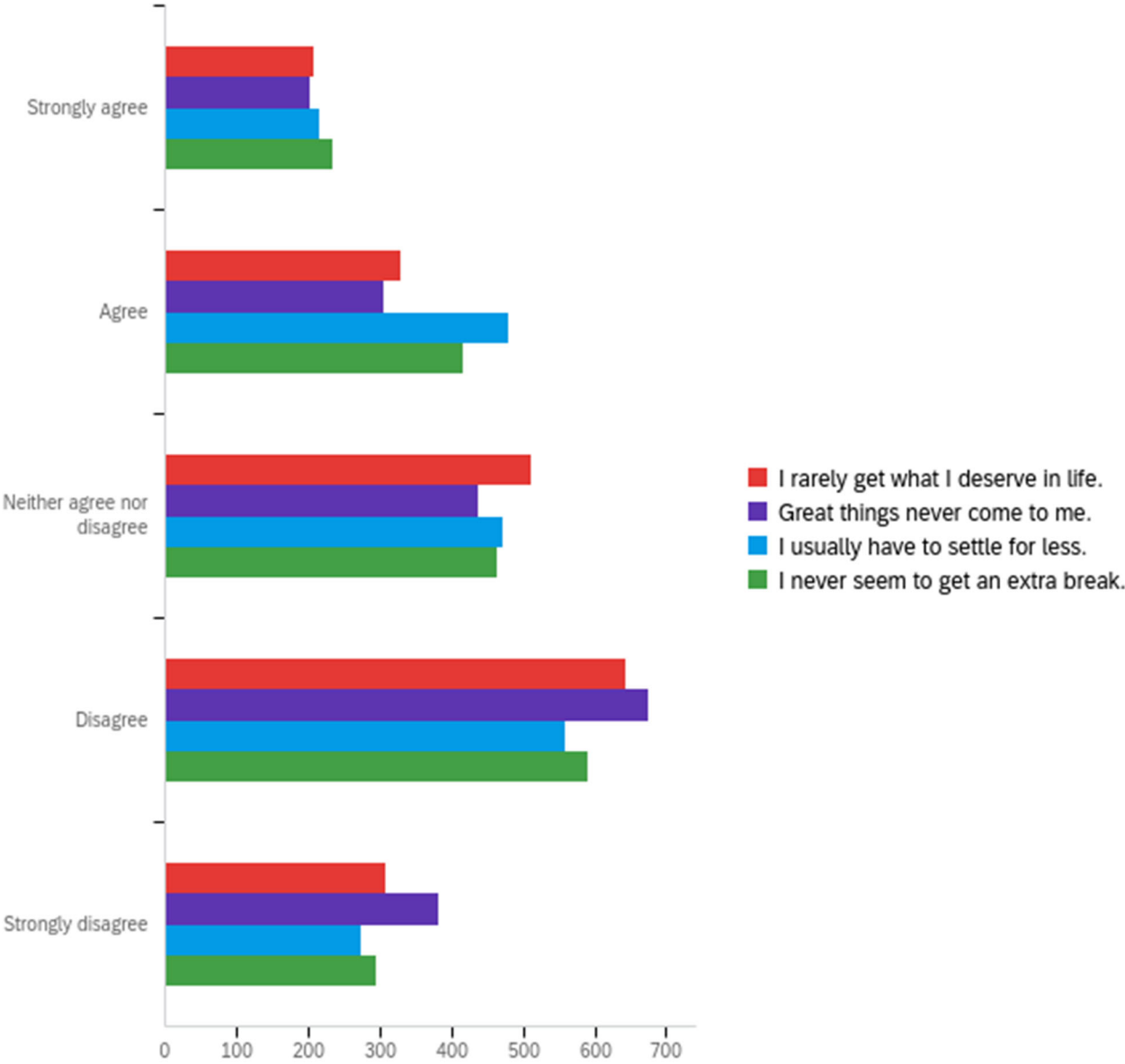
Q53 - Please tell us how much you agree or disagree with each of the statements below:



#	Field	Minimum	Maximum	Mean	Std Deviation	Variance	Count
1	I tend to lack remorse.	1.00	5.00	3.88	1.17	1.37	2000
2	I tend to be unconcerned with the morality of my actions.	1.00	5.00	3.84	1.19	1.41	2000
3	I tend to be callous or insensitive.	1.00	5.00	3.80	1.18	1.38	2000
4	I tend to be cynical.	1.00	5.00	3.38	1.20	1.43	2000

#	Question	Strongly agree		Agree		Neither agree nor disagree		Disagree		Strongly disagree		Total
1	I tend to lack remorse.	5.55%	111	9.00%	180	14.70%	294	33.20%	664	37.55%	751	2000
2	I tend to be unconcerned with the morality of my actions.	5.55%	111	10.25%	205	15.75%	315	31.35%	627	37.10%	742	2000
3	I tend to be callous or insensitive.	5.20%	104	11.05%	221	17.10%	342	32.25%	645	34.40%	688	2000
4	I tend to be cynical.	5.95%	119	20.05%	401	25.50%	510	26.55%	531	21.95%	439	2000

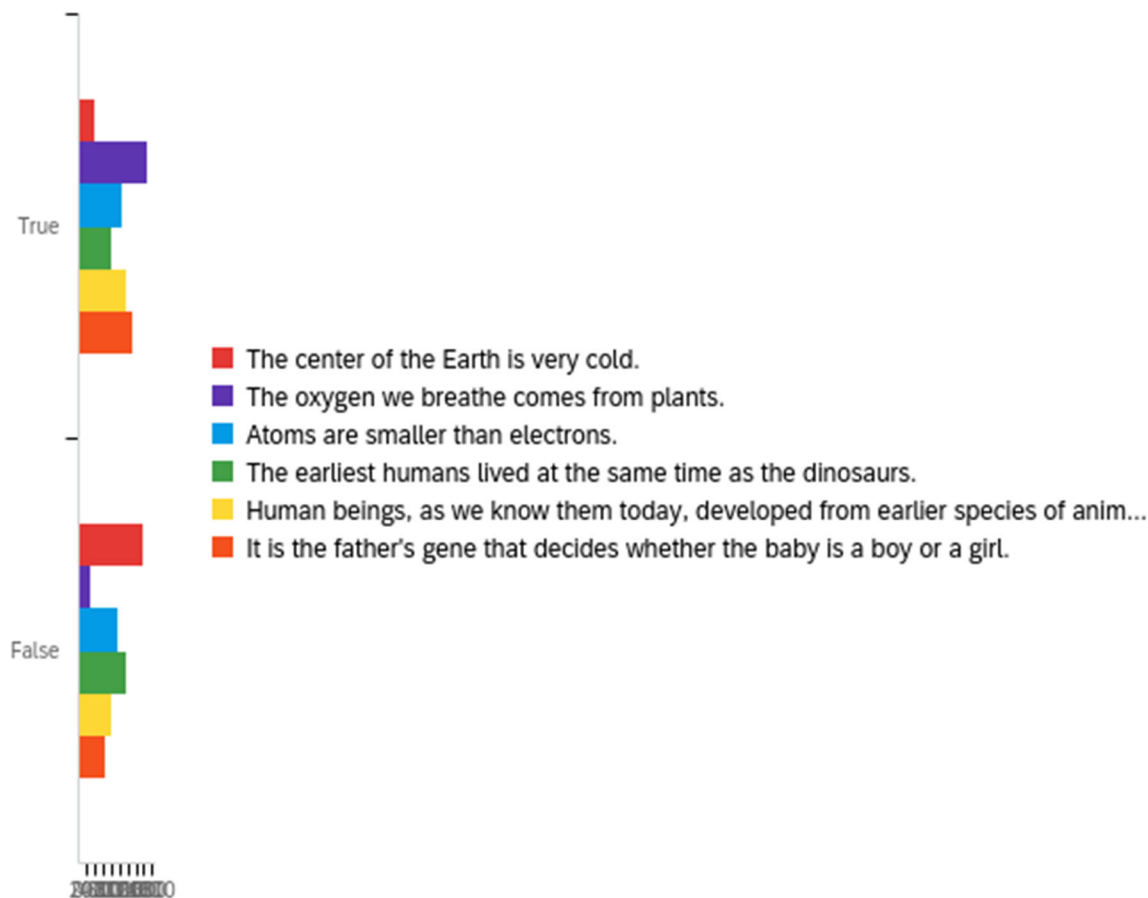
Q56 - Please tell us how much you agree or disagree with each of the statements below:



#	Field	Minimum	Maximum	Mean	Std Deviation	Variance	Count
1	I rarely get what I deserve in life.	1.00	5.00	3.26	1.20	1.45	2000
2	Great things never come to me.	1.00	5.00	3.36	1.23	1.52	1999
3	I usually have to settle for less.	1.00	5.00	3.10	1.22	1.49	1999
4	I never seem to get an extra break.	1.00	5.00	3.15	1.24	1.54	2000

#	Question	Strongly agree		Agree		Neither agree nor disagree		Disagree		Strongly disagree		Total
1	I rarely get what I deserve in life.	10.35%	207	16.50%	330	25.60%	512	32.20%	644	15.35%	307	2000
2	Great things never come to me.	10.06%	201	15.31%	306	21.81%	436	33.77%	675	19.06%	381	1999
3	I usually have to settle for less.	10.71%	214	24.01%	480	23.56%	471	28.01%	560	13.71%	274	1999
4	I never seem to get an extra break.	11.70%	234	20.85%	417	23.25%	465	29.50%	590	14.70%	294	2000

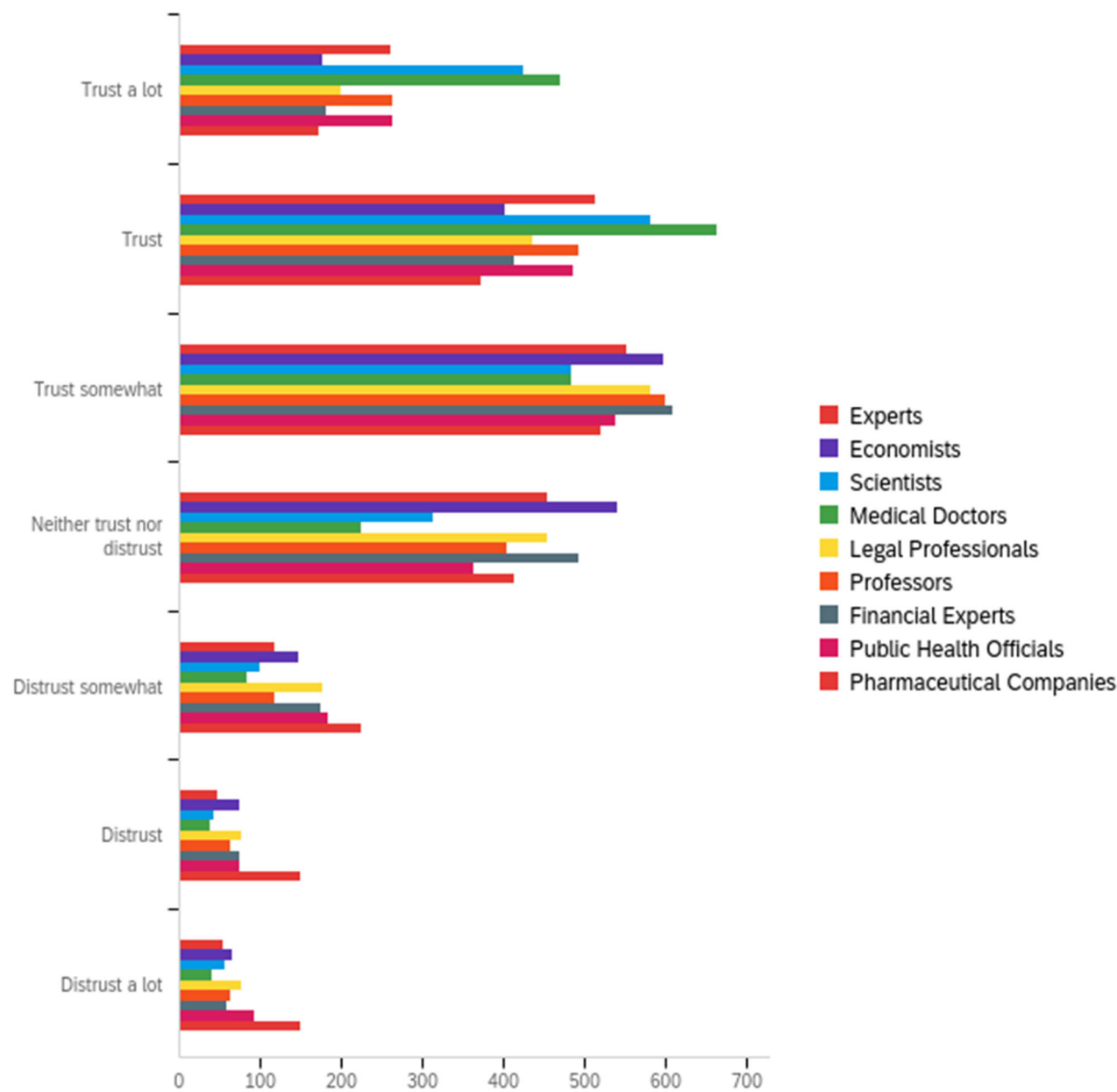
Q85 - To the best of your knowledge, are the following statements true or false?



#	Field	Minimum	Maximum	Mean	Std Deviation	Variance	Count
1	The center of the Earth is very cold.	1.00	2.00	1.80	0.40	0.16	1999
2	The oxygen we breathe comes from plants.	1.00	2.00	1.15	0.35	0.12	1999
3	Atoms are smaller than electrons.	1.00	2.00	1.48	0.50	0.25	1997
4	The earliest humans lived at the same time as the dinosaurs.	1.00	2.00	1.59	0.49	0.24	1999
5	Human beings, as we know them today, developed from earlier species of animals.	1.00	2.00	1.40	0.49	0.24	1998
6	It is the father's gene that decides whether the baby is a boy or a girl.	1.00	2.00	1.33	0.47	0.22	1999

#	Question	True		False		Total
1	The center of the Earth is very cold.	20.16%	403	79.84%	1596	1999
2	The oxygen we breathe comes from plants.	85.39%	1707	14.61%	292	1999
3	Atoms are smaller than electrons.	52.48%	1048	47.52%	949	1997
4	The earliest humans lived at the same time as the dinosaurs.	40.97%	819	59.03%	1180	1999
5	Human beings, as we know them today, developed from earlier species of animals.	59.56%	1190	40.44%	808	1998
6	It is the father's gene that decides whether the baby is a boy or a girl.	67.18%	1343	32.82%	656	1999

Q86 - Please tell us how much you trust each of the groups of people below:

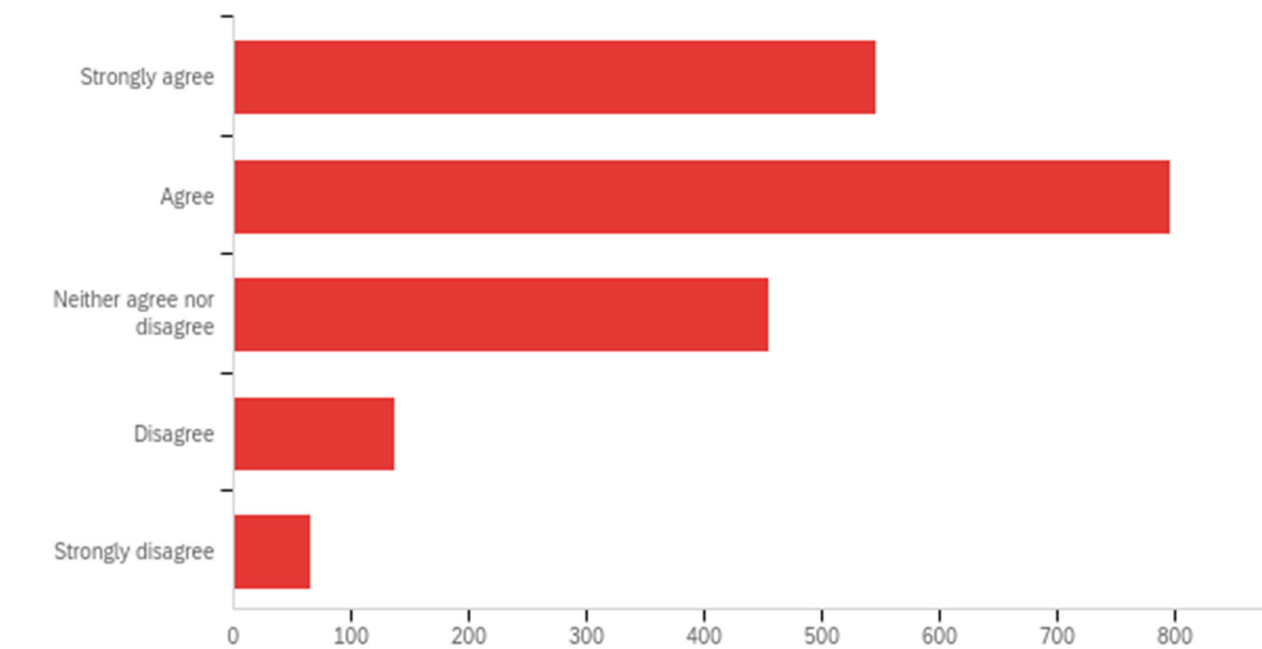


#	Field	Minimum	Maximum	Mean	Std Deviation	Variance	Count
1	Experts	1.00	7.00	3.01	1.37	1.89	1998
2	Economists	1.00	7.00	3.28	1.37	1.88	2000
3	Scientists	1.00	7.00	2.71	1.43	2.05	2000
4	Medical Doctors	1.00	7.00	2.53	1.34	1.81	2000
5	Legal Professionals	1.00	7.00	3.25	1.44	2.08	2000

6	Professors	1.00	7.00	3.03	1.41	1.98	2000
7	Financial Experts	1.00	7.00	3.26	1.37	1.89	2000
8	Public Health Officials	1.00	7.00	3.15	1.54	2.37	2000
9	Pharmaceutical Companies	1.00	7.00	3.60	1.64	2.69	2000

#	Question	Trust a lot		Trust		Trust somewhat		Neither trust nor distrust		Distrust somewhat		Distrust		Distrust a lot		Total
1	Experts	13.06%	261	25.68%	513	27.63%	552	22.67%	453	5.91%	118	2.35%	47	2.70%	54	1998
2	Economists	8.85%	177	20.05%	401	29.90%	598	27.05%	541	7.30%	146	3.65%	73	3.20%	64	2000
3	Scientists	21.25%	425	29.10%	582	24.15%	483	15.65%	313	4.95%	99	2.15%	43	2.75%	55	2000
4	Medical Doctors	23.45%	469	33.15%	663	24.15%	483	11.25%	225	4.20%	84	1.85%	37	1.95%	39	2000
5	Legal Professionals	9.95%	199	21.80%	436	29.05%	581	22.75%	455	8.85%	177	3.80%	76	3.80%	76	2000
6	Professors	13.15%	263	24.60%	492	30.00%	600	20.20%	404	5.85%	117	3.10%	62	3.10%	62	2000
7	Financial Experts	9.00%	180	20.60%	412	30.45%	609	24.60%	492	8.75%	175	3.70%	74	2.90%	58	2000
8	Public Health Officials	13.15%	263	24.30%	486	26.90%	538	18.20%	364	9.15%	183	3.65%	73	4.65%	93	2000
9	Pharmaceutical Companies	8.55%	171	18.60%	372	26.05%	521	20.65%	413	11.25%	225	7.50%	150	7.40%	148	2000

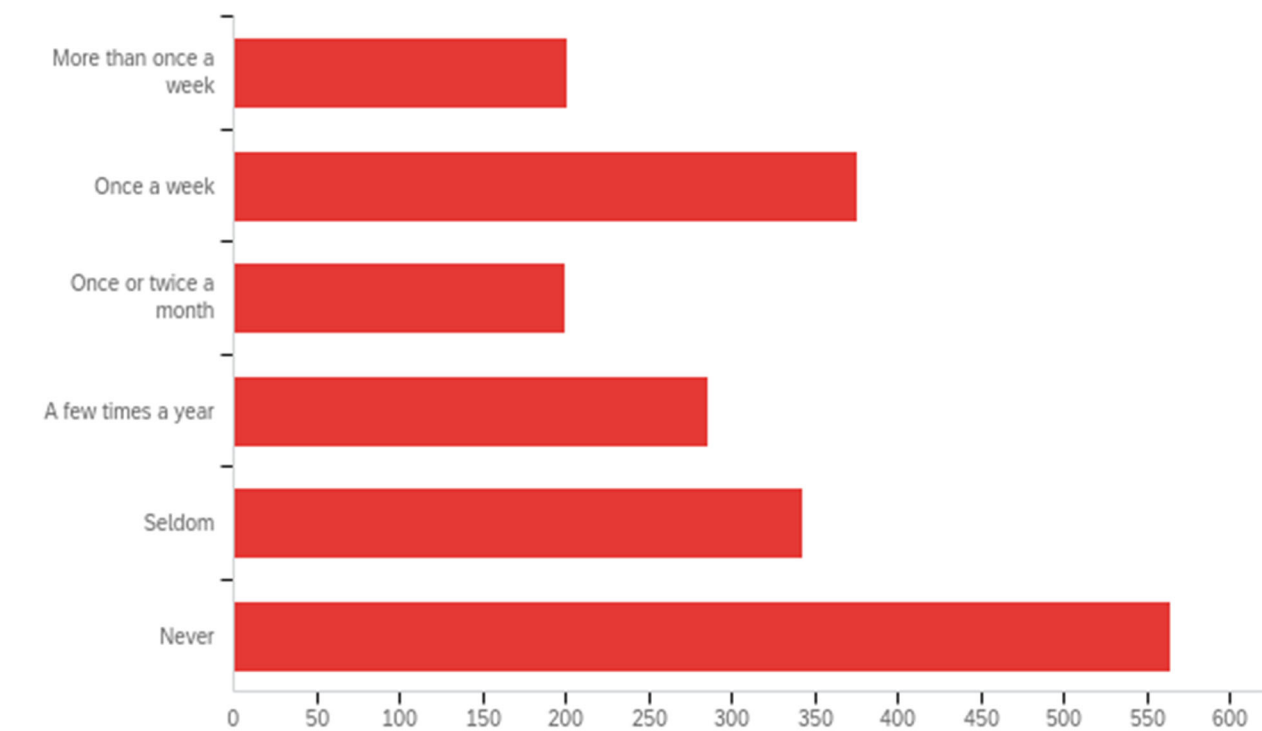
Q84 - I have confidence in the scientific community.



#	Field	Minimum	Maximum	Mean	Std Deviation	Variance	Count
1	I have confidence in the scientific community.	1.00	5.00	2.19	1.02	1.03	1999

#	Answer	%	Count
1	Strongly agree	27.31%	546
2	Agree	39.82%	796
3	Neither agree nor disagree	22.76%	455
4	Disagree	6.85%	137
5	Strongly disagree	3.25%	65
	Total	100%	1999

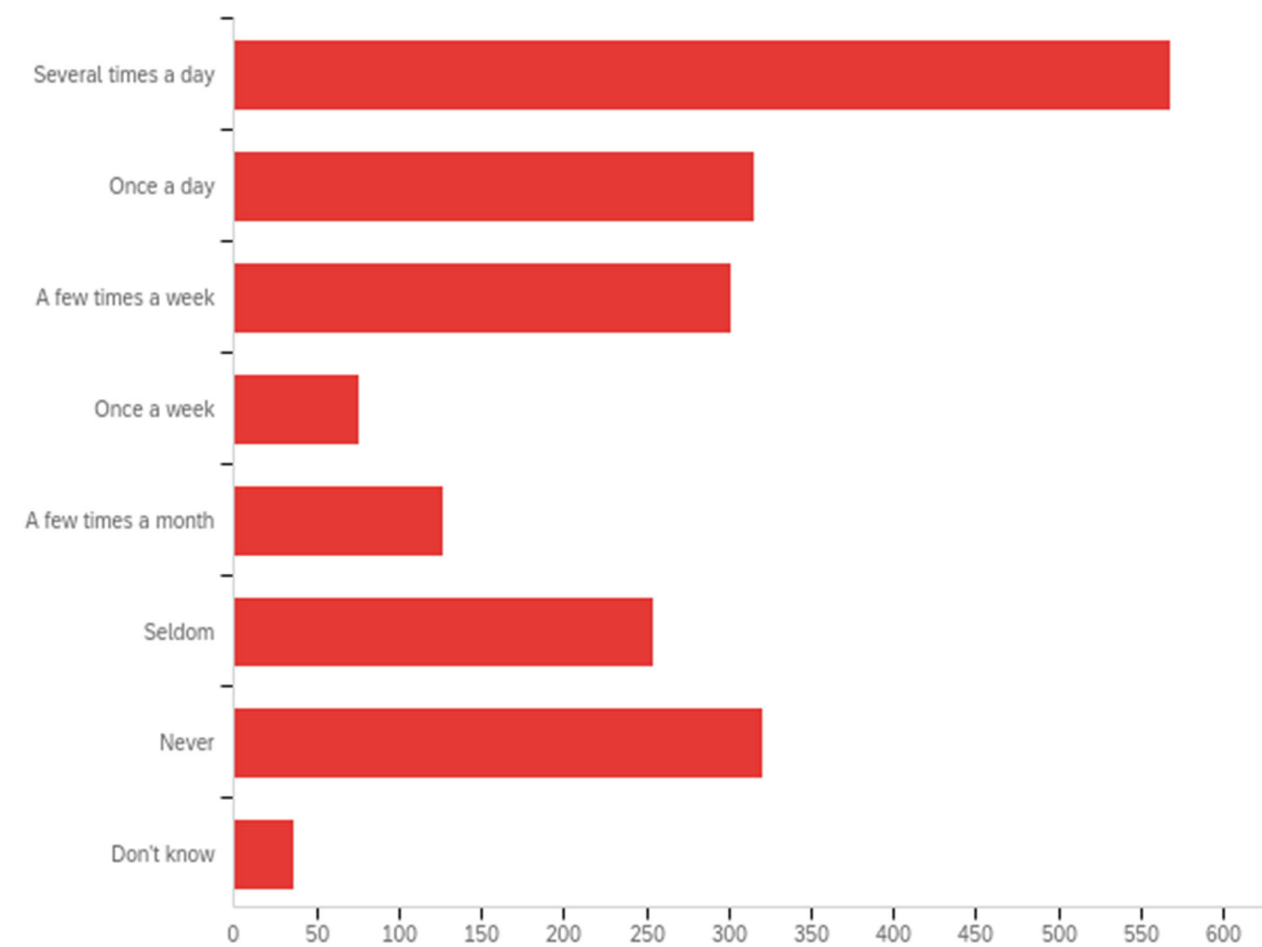
Q15 - Aside from weddings and funerals, how often do you attend religious services?



#	Field	Minimum	Maximum	Mean	Std Deviation	Variance	Count
1	Aside from weddings and funerals, how often do you attend religious services?	1.00	6.00	3.96	1.76	3.10	1967

#	Answer	%	Count
1	More than once a week	10.22%	201
2	Once a week	19.06%	375
3	Once or twice a month	10.12%	199
4	A few times a year	14.49%	285
5	Seldom	17.44%	343
6	Never	28.67%	564
	Total	100%	1967

Q16 - People practice their religion in different ways. Outside of attending religious services, how often do you pray?

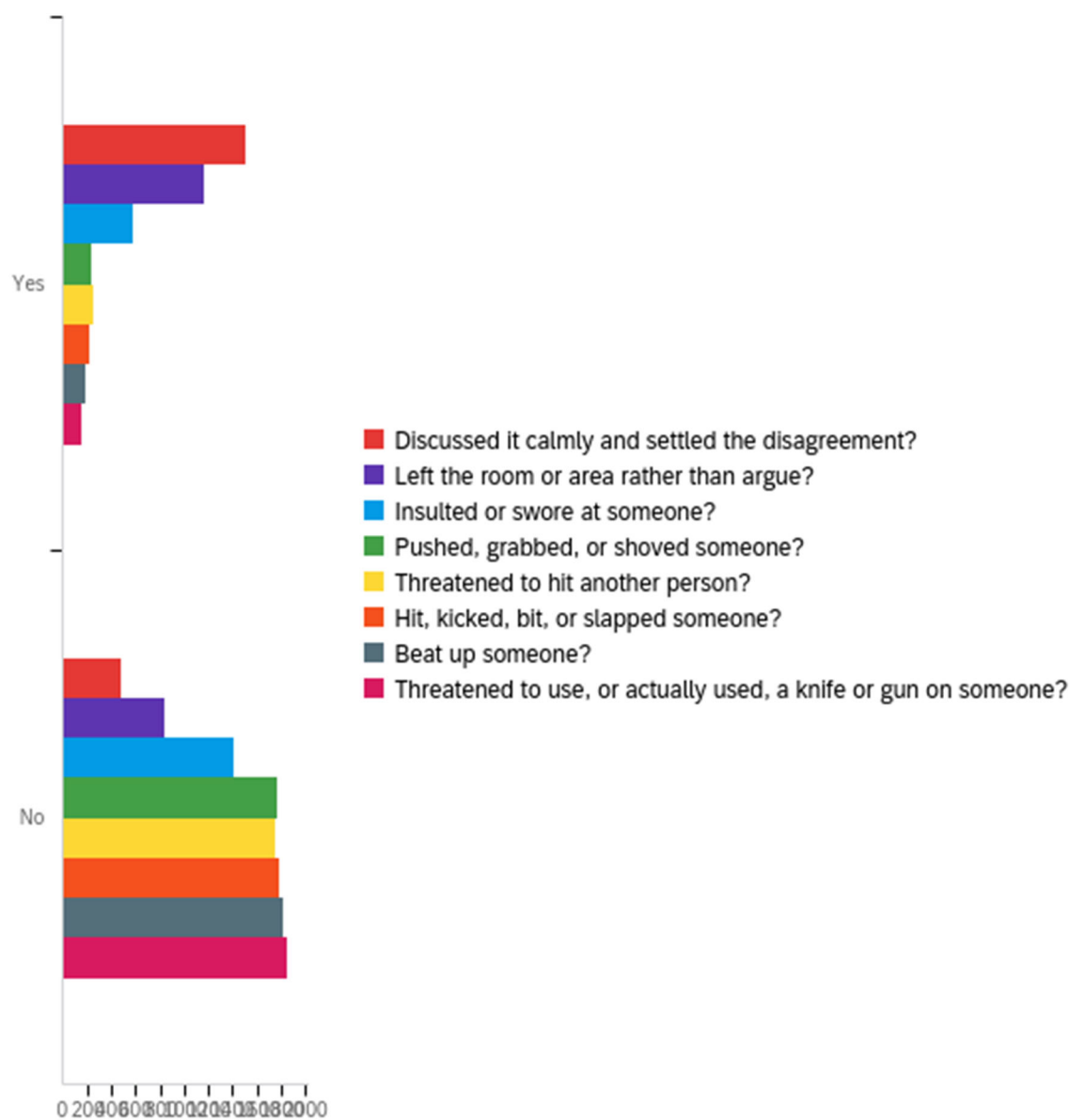


#	Field	Minimum	Maximum	Mean	Std Deviation	Variance	Count
1	People practice their religion in different ways. Outside of attending religious services, how often do you pray?	1.00	8.00	3.55	2.33	5.45	2000

#	Answer	%	Count
1	Several times a day	28.40%	568
2	Once a day	15.80%	316
3	A few times a week	15.05%	301

4	Once a week	3.80%	76
5	A few times a month	6.35%	127
6	Seldom	12.75%	255
7	Never	16.05%	321
8	Don't know	1.80%	36
	Total	100%	2000

Q50 - During the past 12 months, have you done the following things when having a disagreement with another person?

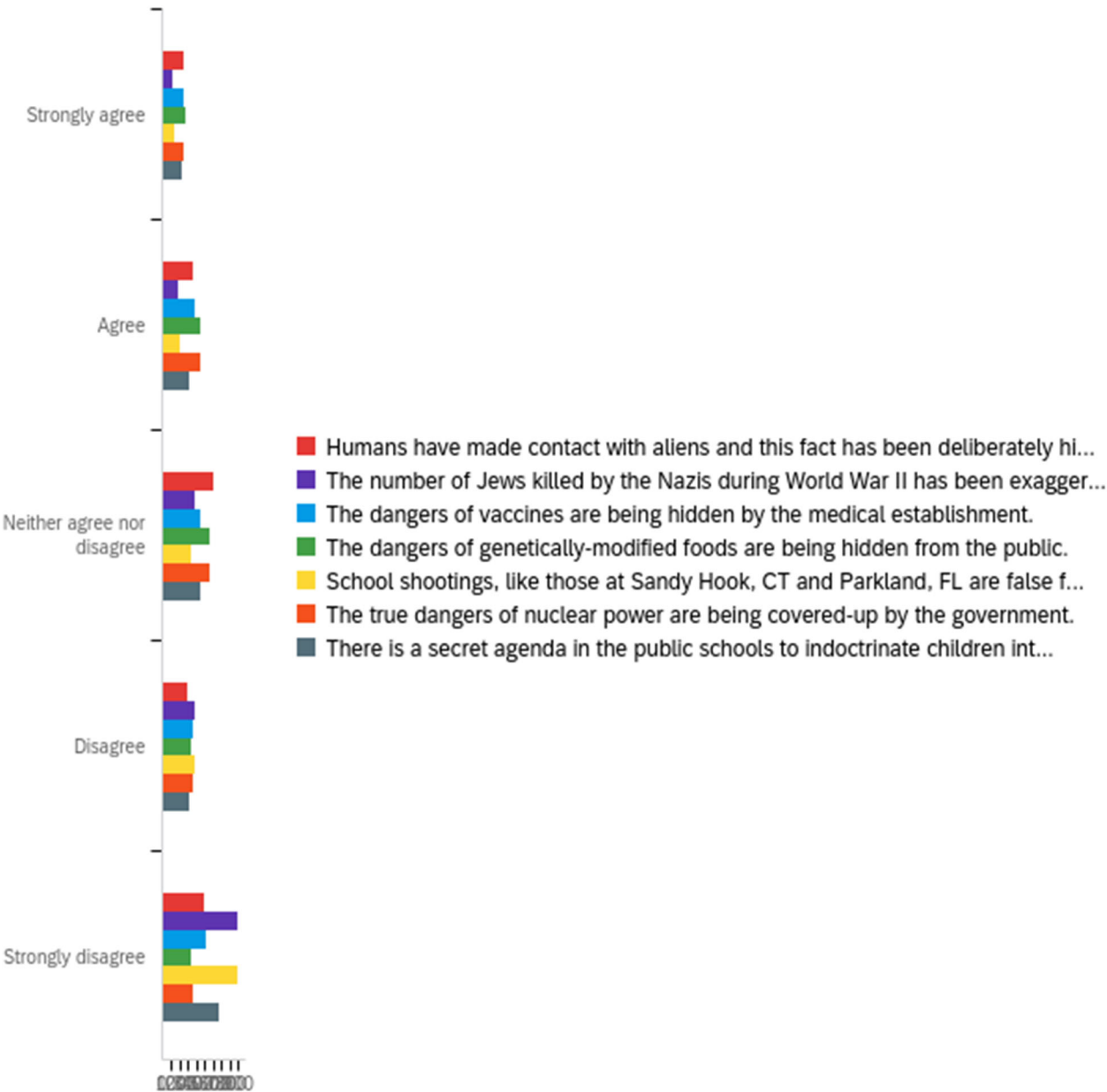


#	Field	Minimum	Maximum	Mean	Std Deviation	Variance	Count
1	Discussed it calmly and settled the disagreement?	1.00	2.00	1.24	0.43	0.18	1996
2	Left the room or area rather than argue?	1.00	2.00	1.42	0.49	0.24	1997
3	Insulted or swore at someone?	1.00	2.00	1.71	0.46	0.21	1999
4	Pushed, grabbed, or shoved someone?	1.00	2.00	1.88	0.32	0.10	1997
5	Threatened to hit another person?	1.00	2.00	1.87	0.33	0.11	1999

6	Hit, kicked, bit, or slapped someone?	1.00	2.00	1.89	0.31	0.10	1999
7	Beat up someone?	1.00	2.00	1.91	0.29	0.08	1999
8	Threatened to use, or actually used, a knife or gun on someone?	1.00	2.00	1.92	0.26	0.07	2000

#	Question	Yes		No		Total
1	Discussed it calmly and settled the disagreement?	75.60%	1509	24.40%	487	1996
2	Left the room or area rather than argue?	58.29%	1164	41.71%	833	1997
3	Insulted or swore at someone?	29.31%	586	70.69%	1413	1999
4	Pushed, grabbed, or shoved someone?	11.67%	233	88.33%	1764	1997
5	Threatened to hit another person?	12.56%	251	87.44%	1748	1999
6	Hit, kicked, bit, or slapped someone?	10.86%	217	89.14%	1782	1999
7	Beat up someone?	9.30%	186	90.70%	1813	1999
8	Threatened to use, or actually used, a knife or gun on someone?	7.60%	152	92.40%	1848	2000

Q17 - Please tell us how much you agree or disagree with each of the statements below:



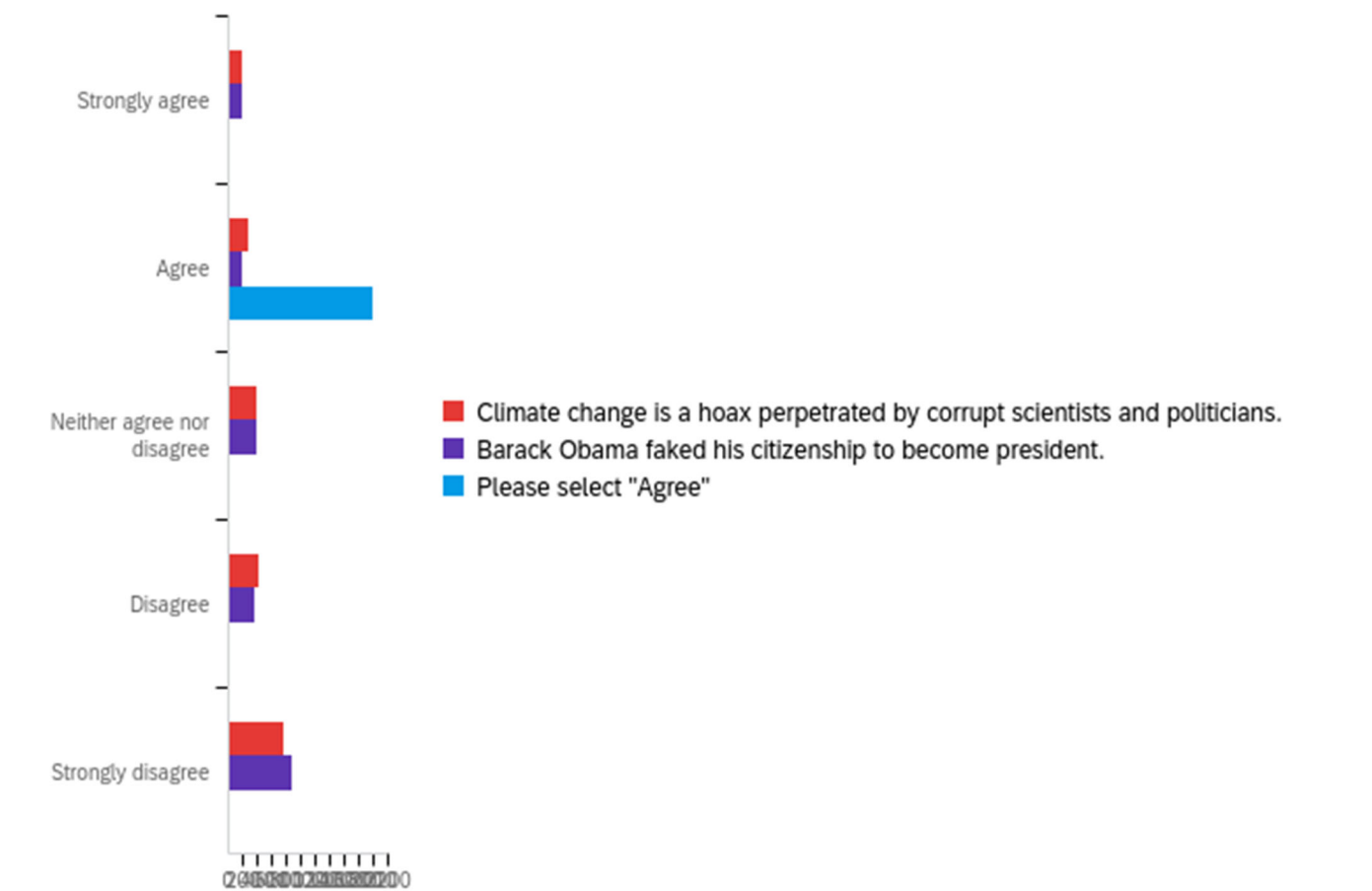
#	Field	Minimum	Maximum	Mean	Std Deviation	Variance	Count
1	Humans have made contact with aliens and this fact has been deliberately hidden from the public.	1.00	5.00	3.22	1.33	1.76	1999
2	The number of Jews killed by the Nazis during World War II has been exaggerated on purpose.	1.00	5.00	3.87	1.26	1.60	1999
3	The dangers of vaccines are being hidden by the medical establishment.	1.00	5.00	3.26	1.37	1.89	1999

4	The dangers of genetically-modified foods are being hidden from the public.	1.00	5.00	3.02	1.29	1.66	1999
5	School shootings, like those at Sandy Hook, CT and Parkland, FL are false flag attacks perpetrated by the government.	1.00	5.00	3.84	1.31	1.71	1998
6	The true dangers of nuclear power are being covered-up by the government.	1.00	5.00	3.07	1.28	1.64	1999
7	There is a secret agenda in the public schools to indoctrinate children into gay and trans lifestyles.	1.00	5.00	3.47	1.38	1.91	1999

#	Question	Strongly agree		Agree		Neither agree nor disagree		Disagree		Strongly disagree		Total
1	Humans have made contact with aliens and this fact has been deliberately hidden from the public.	12.31%	246	17.81%	356	29.96%	599	15.11%	302	24.81%	496	1999
2	The number of Jews killed by the Nazis during World War II has been exaggerated on purpose.	6.55%	131	9.55%	191	19.26%	385	19.76%	395	44.87%	897	1999
3	The dangers of vaccines are being hidden by the medical establishment.	13.11%	262	19.26%	385	22.91%	458	18.41%	368	26.31%	526	1999
4	The dangers of genetically-modified foods are being hidden from the public.	13.91%	278	22.81%	456	28.41%	568	17.36%	347	17.51%	350	1999
5	School shootings, like those at Sandy Hook, CT and Parkland, FL are false flag attacks perpetrated by the government.	7.71%	154	10.61%	212	17.02%	340	19.57%	391	45.10%	901	1998
6	The true dangers of nuclear power are being covered-up	12.91%	258	22.11%	442	28.46%	569	18.46%	369	18.06%	361	1999

	by the government.											
7	There is a secret agenda in the public schools to indoctrinate children into gay and trans lifestyles.	11.06%	221	15.81%	316	22.66%	453	16.36%	327	34.12%	682	1999

Q18 - Please tell us how much you agree or disagree with each of the statements below:

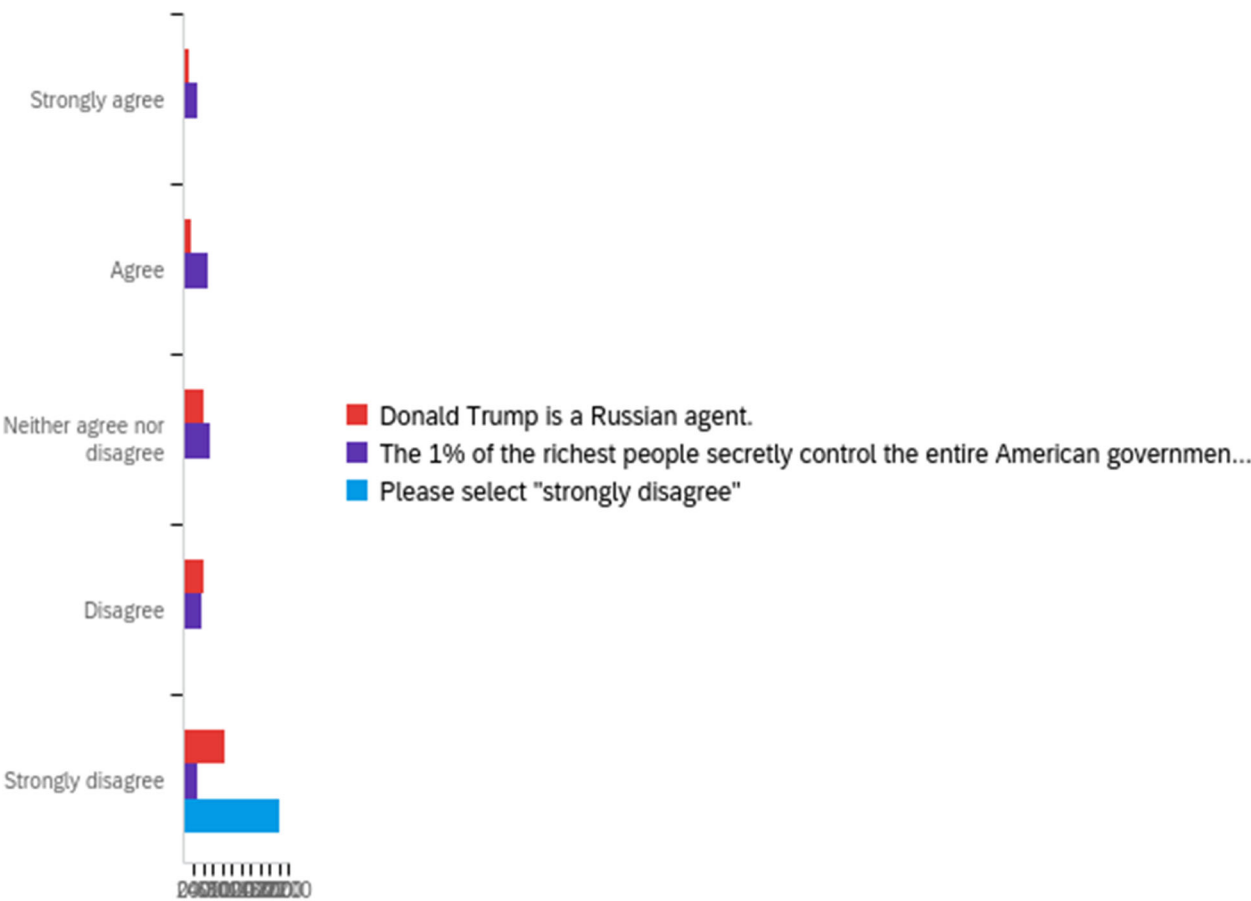


#	Field	Minimum	Maximum	Mean	Std Deviation	Variance	Count
1	Climate change is a hoax perpetrated by corrupt scientists and politicians.	1.00	5.00	3.62	1.36	1.85	2001
2	Barack Obama faked his citizenship to become president.	1.00	5.00	3.76	1.36	1.84	2001
3	Please select "Agree";	2.00	2.00	2.00	0.00	0.00	2001

#	Question	Strongly agree	Agree	Neither agree nor disagree	Disagree	Strongly disagree	Total
1	Climate change is a hoax perpetrated by corrupt scientists and	9.95% 199	13.29% 266	18.94% 379	20.24% 405	37.58% 752	2001

	politicians.											
2	Barack Obama faked his citizenship to become president.	10.04%	201	9.05%	181	19.39%	388	17.79%	356	43.73%	875	2001
3	Please select "Agree"	0.00%	0	100.00%	2001	0.00%	0	0.00%	0	0.00%	0	2001

Q19 - Please tell us how much you agree or disagree with each of the statements below:

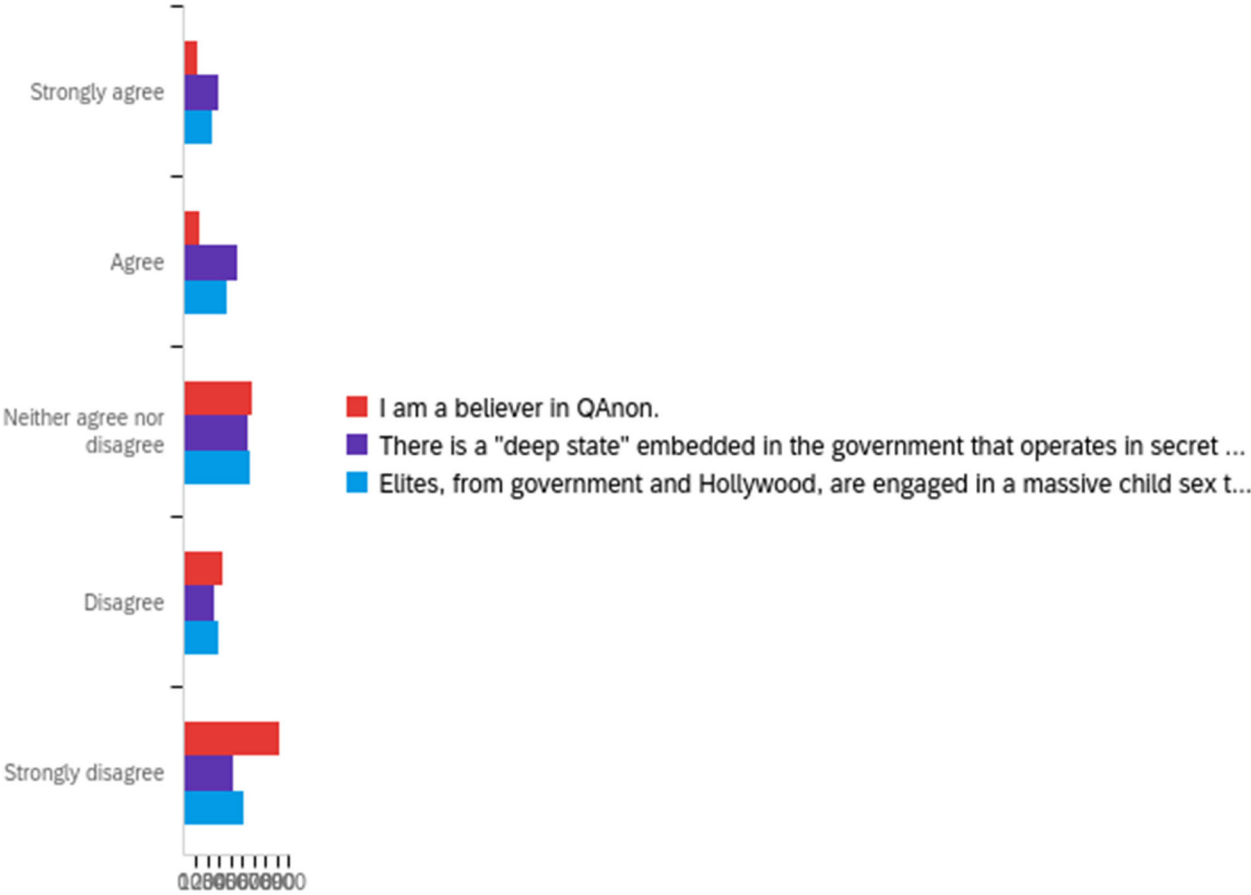


#	Field	Minimum	Maximum	Mean	Std Deviation	Variance	Count
1	Donald Trump is a Russian agent.	1.00	5.00	3.87	1.24	1.53	2001
2	The 1% of the richest people secretly control the entire American government and economy.	1.00	5.00	2.92	1.26	1.59	2001
3	Please select "strongly disagree";	5.00	5.00	5.00	0.00	0.00	2001

#	Question	Strongly agree		Agree		Neither agree nor disagree		Disagree		Strongly disagree		Total
1	Donald Trump is a Russian agent.	6.60%	132	7.85%	157	20.94%	419	21.69%	434	42.93%	859	2001
2	The 1% of the richest people	15.14%	303	24.49%	490	27.49%	550	18.99%	380	13.89%	278	2001

	secretly control the entire American government and economy.											
3	Please select "strongly disagree"	0.00%	0	0.00%	0	0.00%	0	0.00%	0	100.00%	2001	2001

Q20 - Please tell us how much you agree or disagree with each of the statements below:

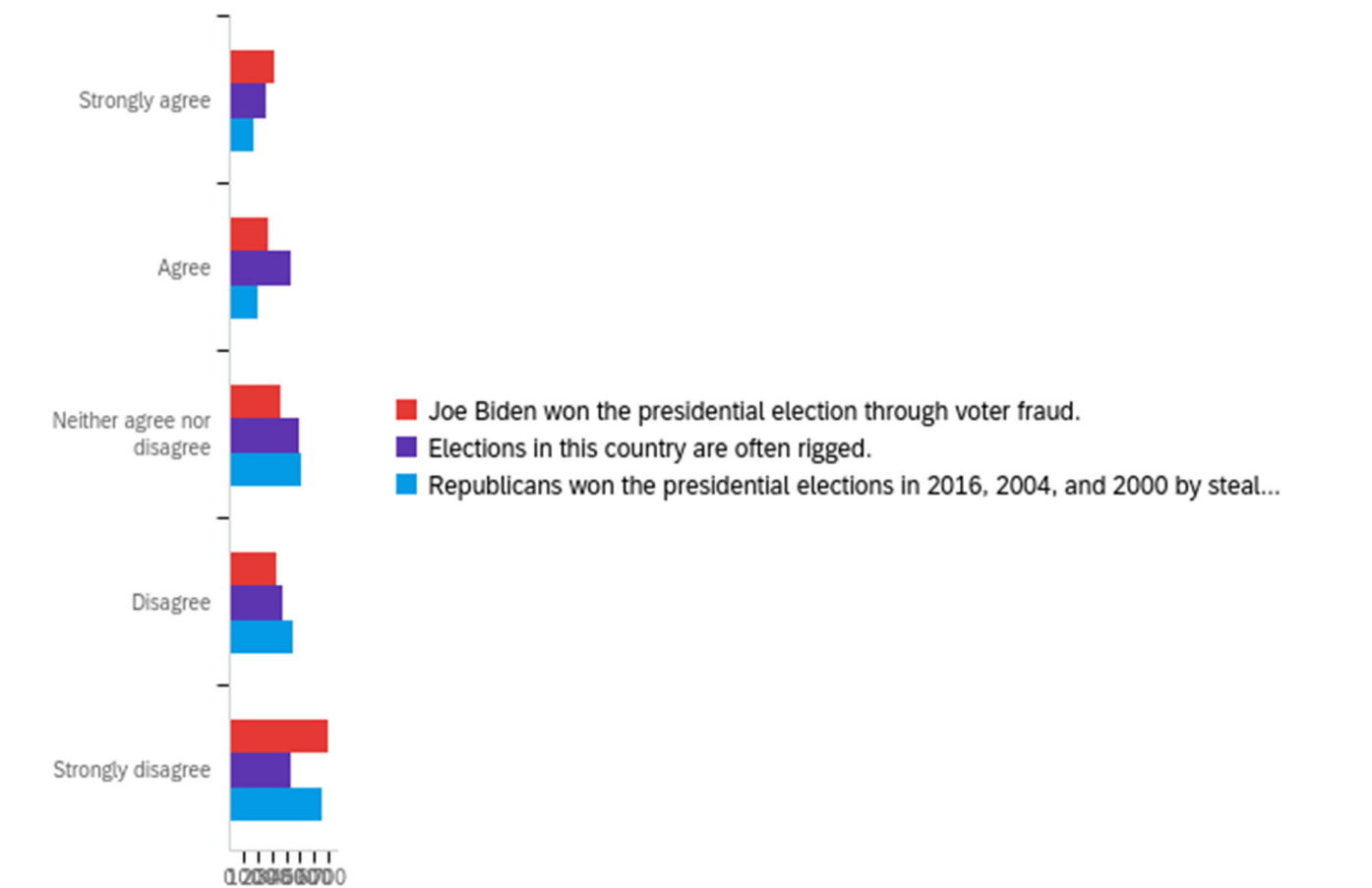


#	Field	Minimum	Maximum	Mean	Std Deviation	Variance	Count
1	I am a believer in QAnon.	1.00	5.00	3.80	1.21	1.46	1998
2	There is a "deep state" embedded in the government that operates in secret and without oversight.	1.00	5.00	3.02	1.34	1.80	1999
3	Elites, from government and Hollywood, are engaged in a massive child sex trafficking racket.	1.00	5.00	3.24	1.34	1.79	2000

#	Question	Strongly agree		Agree		Neither agree nor disagree		Disagree		Strongly disagree		Total
1	I am a believer in QAnon.	5.61%	112	7.21%	144	29.68%	593	16.52%	330	40.99%	819	1998

2	There is a "deep state" embedded in the government that operates in secret and without oversight.	14.76%	295	23.61%	472	27.61%	552	13.01%	260	21.01%	420	1999
3	Elites, from government and Hollywood, are engaged in a massive child sex trafficking racket.	12.10%	242	18.25%	365	28.95%	579	14.95%	299	25.75%	515	2000

Q21 - Please tell us how much you agree or disagree with each of the statements below:

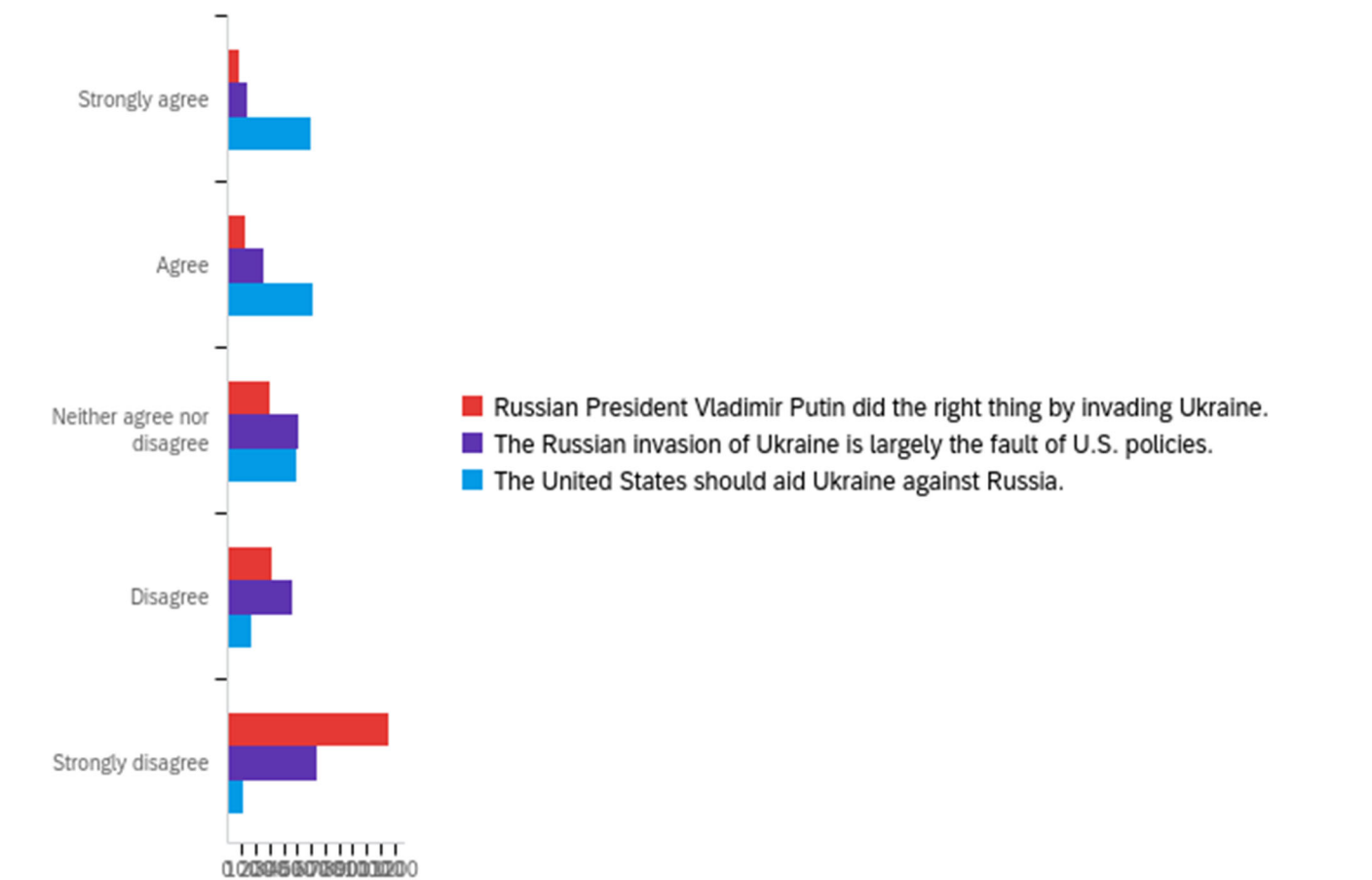


#	Field	Minimum	Maximum	Mean	Std Deviation	Variance	Count
1	Joe Biden won the presidential election through voter fraud.	1.00	5.00	3.42	1.48	2.19	2000
2	Elections in this country are often rigged.	1.00	5.00	3.14	1.34	1.78	2000
3	Republicans won the presidential elections in 2016, 2004, and 2000 by stealing them.	1.00	5.00	3.62	1.27	1.61	2000

#	Question	Strongly agree		Agree		Neither agree nor disagree		Disagree		Strongly disagree		Total
1	Joe Biden won the presidential election through voter fraud.	16.20%	324	13.60%	272	18.05%	361	16.80%	336	35.35%	707	2000

2	Elections in this country are often rigged.	13.20%	264	21.75%	435	24.45%	489	18.90%	378	21.70%	434	2000
3	Republicans won the presidential elections in 2016, 2004, and 2000 by stealing them.	8.45%	169	10.15%	203	25.70%	514	22.45%	449	33.25%	665	2000

Q22 - Please tell us how much you agree or disagree with each of the statements below:

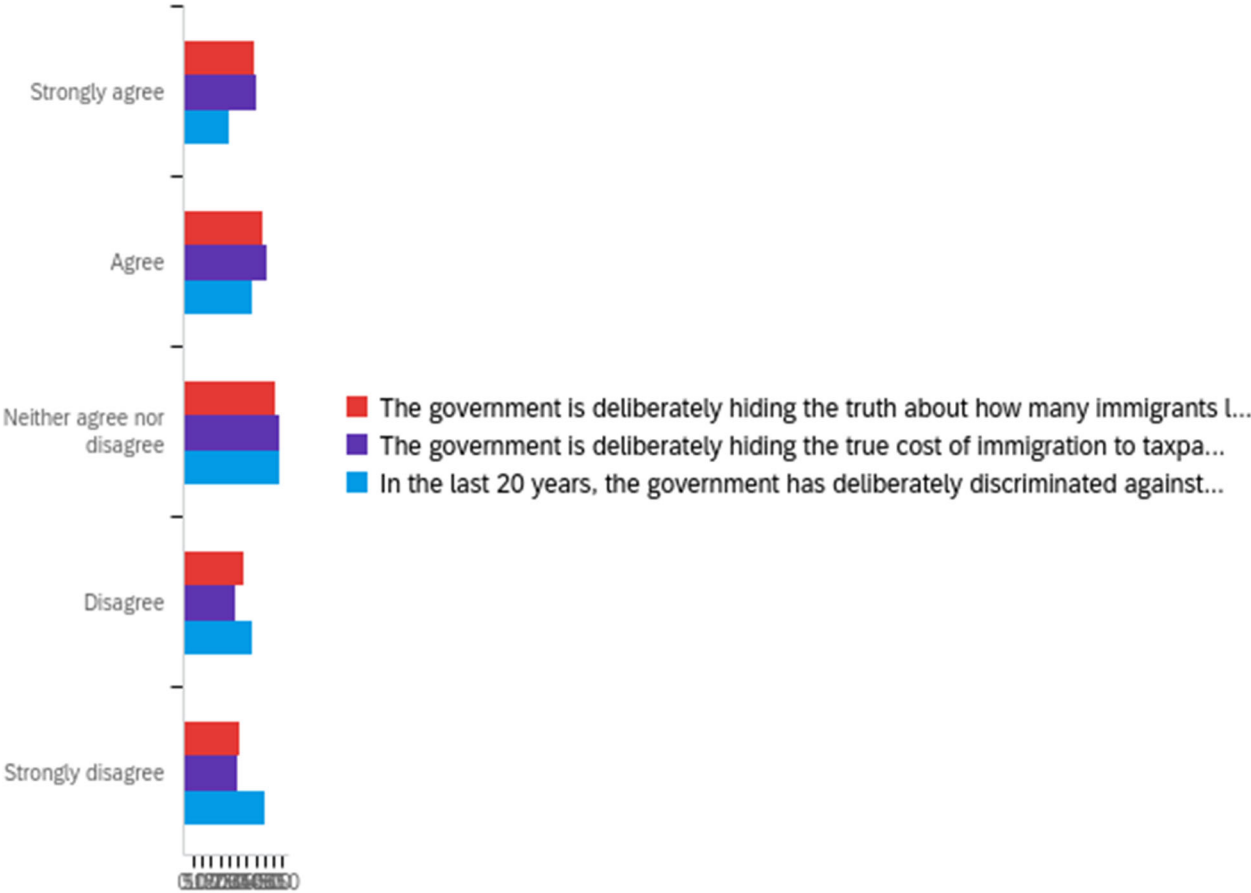


#	Field	Minimum	Maximum	Mean	Std Deviation	Variance	Count
1	Russian President Vladimir Putin did the right thing by invading Ukraine.	1.00	5.00	4.17	1.17	1.36	1998
2	The Russian invasion of Ukraine is largely the fault of U.S. policies.	1.00	5.00	3.61	1.24	1.53	1999
3	The United States should aid Ukraine against Russia.	1.00	5.00	2.29	1.14	1.31	1999

#	Question	Strongly agree		Agree		Neither agree nor disagree		Disagree		Strongly disagree		Total
1	Russian President Vladimir Putin did the right thing by	4.40%	88	6.36%	127	15.37%	307	15.72%	314	58.16%	1162	1998

	invading Ukraine.											
2	The Russian invasion of Ukraine is largely the fault of U.S. policies.	6.65%	133	12.66%	253	25.81%	516	23.11%	462	31.77%	635	1999
3	The United States should aid Ukraine against Russia.	30.17%	603	30.62%	612	25.01%	500	8.80%	176	5.40%	108	1999

Q24 - Please tell us how much you agree or disagree with each of the statements below:

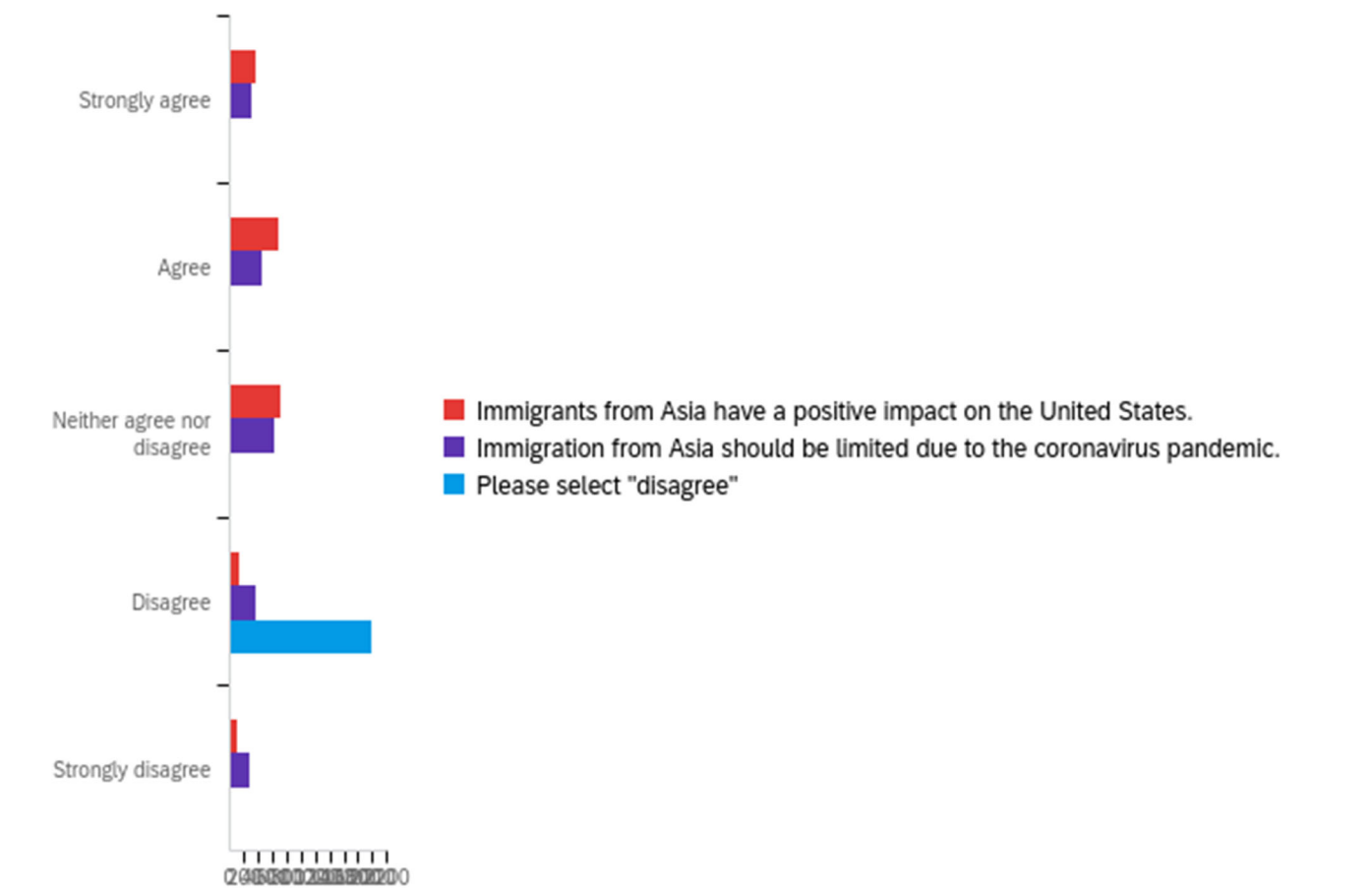


#	Field	Minimum	Maximum	Mean	Std Deviation	Variance	Count
1	The government is deliberately hiding the truth about how many immigrants live in this country.	1.00	5.00	2.86	1.34	1.79	1999
2	The government is deliberately hiding the true cost of immigration to taxpayers and society.	1.00	5.00	2.81	1.33	1.76	1999
3	In the last 20 years, the government has deliberately discriminated against white Americans with its immigration policies.	1.00	5.00	3.20	1.33	1.76	1999

#	Question	Strongly agree	Agree	Neither agree nor disagree	Disagree	Strongly disagree	Total
1	The government is deliberately hiding	19.96% 399	22.26% 445	25.61% 512	16.51% 330	15.66% 313	1999

	the truth about how many immigrants live in this country.											
2	The government is deliberately hiding the true cost of immigration to taxpayers and society.	20.31%	406	23.41%	468	26.71%	534	14.46%	289	15.11%	302	1999
3	In the last 20 years, the government has deliberately discriminated against white Americans with its immigration policies.	12.76%	255	18.96%	379	26.61%	532	18.91%	378	22.76%	455	1999

Q25 - Please tell us how much you agree or disagree with each of the statements below:

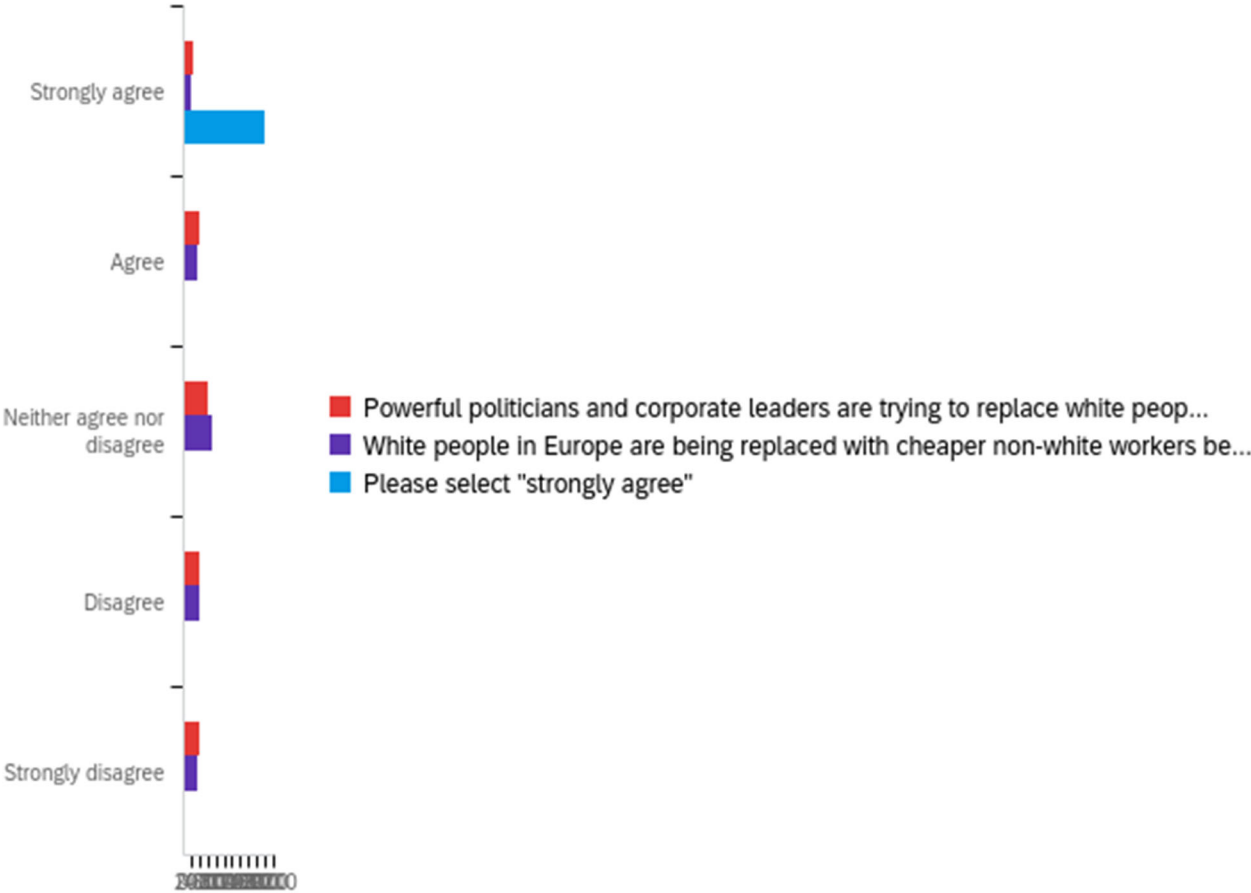


#	Field	Minimum	Maximum	Mean	Std Deviation	Variance	Count
1	Immigrants from Asia have a positive impact on the United States.	1.00	5.00	2.46	1.02	1.03	2001
2	Immigration from Asia should be limited due to the coronavirus pandemic.	1.00	5.00	2.93	1.24	1.54	2001
3	Please select "disagree";	4.00	4.00	4.00	0.00	0.00	2001

#	Question	Strongly agree	Agree	Neither agree nor disagree	Disagree	Strongly disagree	Total
1	Immigrants from Asia have a positive impact on the United States.	18.39% 368	33.73% 675	36.18% 724	7.15% 143	4.55% 91	2001

2	Immigration from Asia should be limited due to the coronavirus pandemic.	14.99%	300	22.09%	442	31.48%	630	17.89%	358	13.54%	271	2001
3	Please select "disagree"	0.00%	0	0.00%	0	0.00%	0	100.00%	2001	0.00%	0	2001

Q26 - Please tell us how much you agree or disagree with each of the statements below:



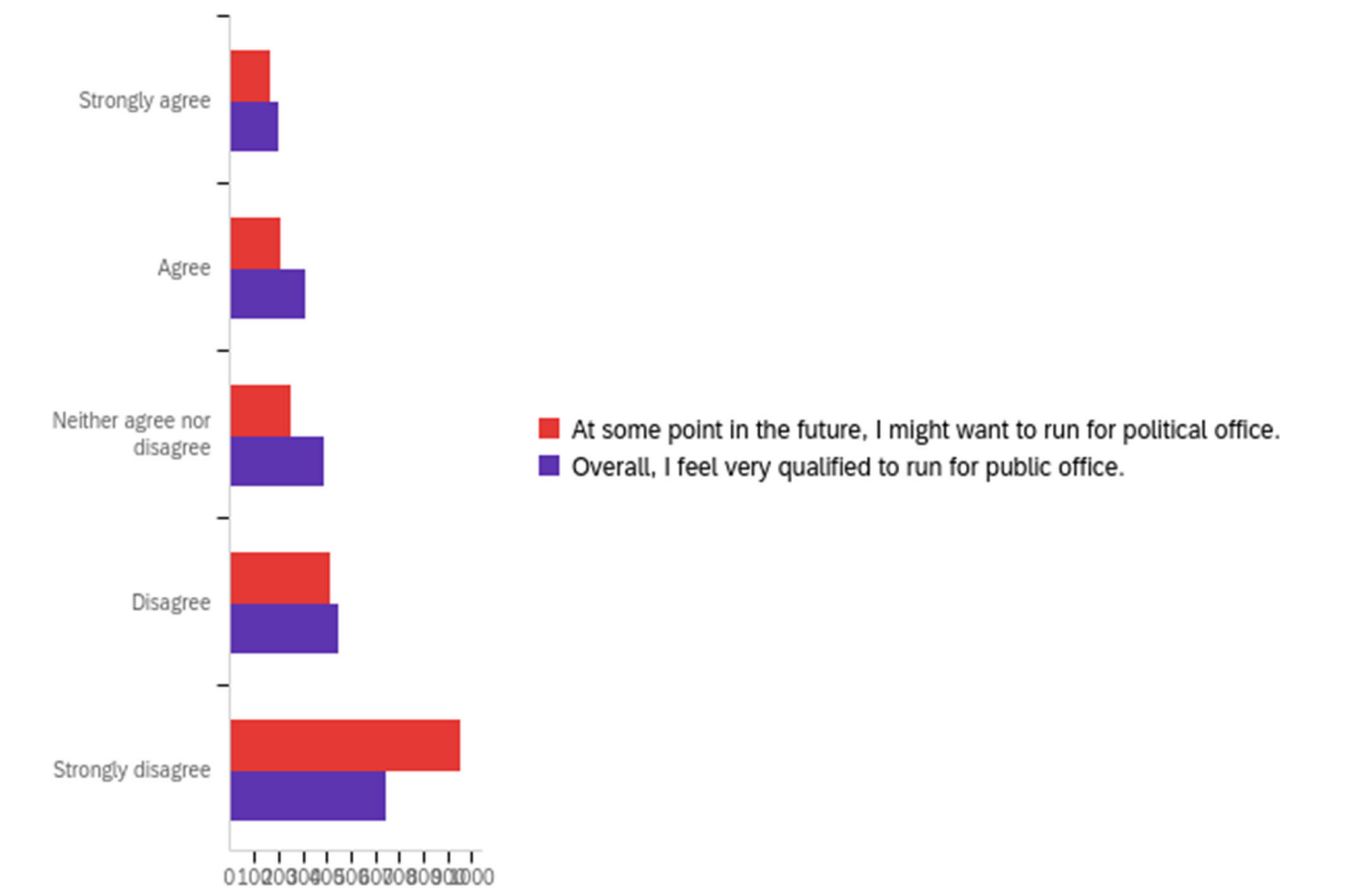
#	Field	Minimum	Maximum	Mean	Std Deviation	Variance	Count
1	Powerful politicians and corporate leaders are trying to replace white people in the U.S. with cheaper foreign laborers.	1.00	5.00	3.13	1.26	1.59	2001
2	White people in Europe are being replaced with cheaper non-white workers because that is what powerful politicians and corporate leaders want.	1.00	5.00	3.19	1.21	1.46	2000
3	Please select "strongly agree"	1.00	1.00	1.00	0.00	0.00	2001

#	Question	Strongly agree		Agree		Neither agree nor disagree		Disagree		Strongly disagree		Total
1	Powerful politicians and corporate leaders are trying to replace white people in the U.S. with cheaper foreign laborers.	11.54%	231	20.69%	414	29.09%	582	20.14%	403	18.54%	371	2001
2	White people in Europe are being replaced with cheaper non-white workers because that is what powerful politicians and corporate leaders want.	10.05%	201	17.40%	348	34.70%	694	19.70%	394	18.15%	363	2000
3	Please select "strongly agree"	100.00%	2001	0.00%	0	0.00%	0	0.00%	0	0.00%	0	2001

Q287 - Next, we would like to know your feelings about public figures. Please rate the names below using the "feeling thermometer" slider bars. Ratings between 50 and 100 degrees mean that you feel favorable toward the name. Ratings between 0 and 50 degrees mean that you do not feel favorable toward the name. If you come to a name you don't recognize, you don't need to rate it. Just move on to the next one.

#	Field	Minimum	Maximum	Mean	Std Deviation	Variance	Count
1	The QAnon Movement	0.00	100.00	21.95	28.95	837.89	1877
2	Proud Boys	0.00	100.00	23.14	29.67	880.11	1892
3	White Nationalists	0.00	100.00	24.49	31.38	984.51	1916
4	Antifa	0.00	100.00	23.32	29.69	881.51	1894
5	Progressives	0.00	100.00	38.63	33.45	1119.00	1915
6	China	0.00	100.00	27.77	28.80	829.65	1951

Q38 - Please tell us how much you agree or disagree with each of the statements below:

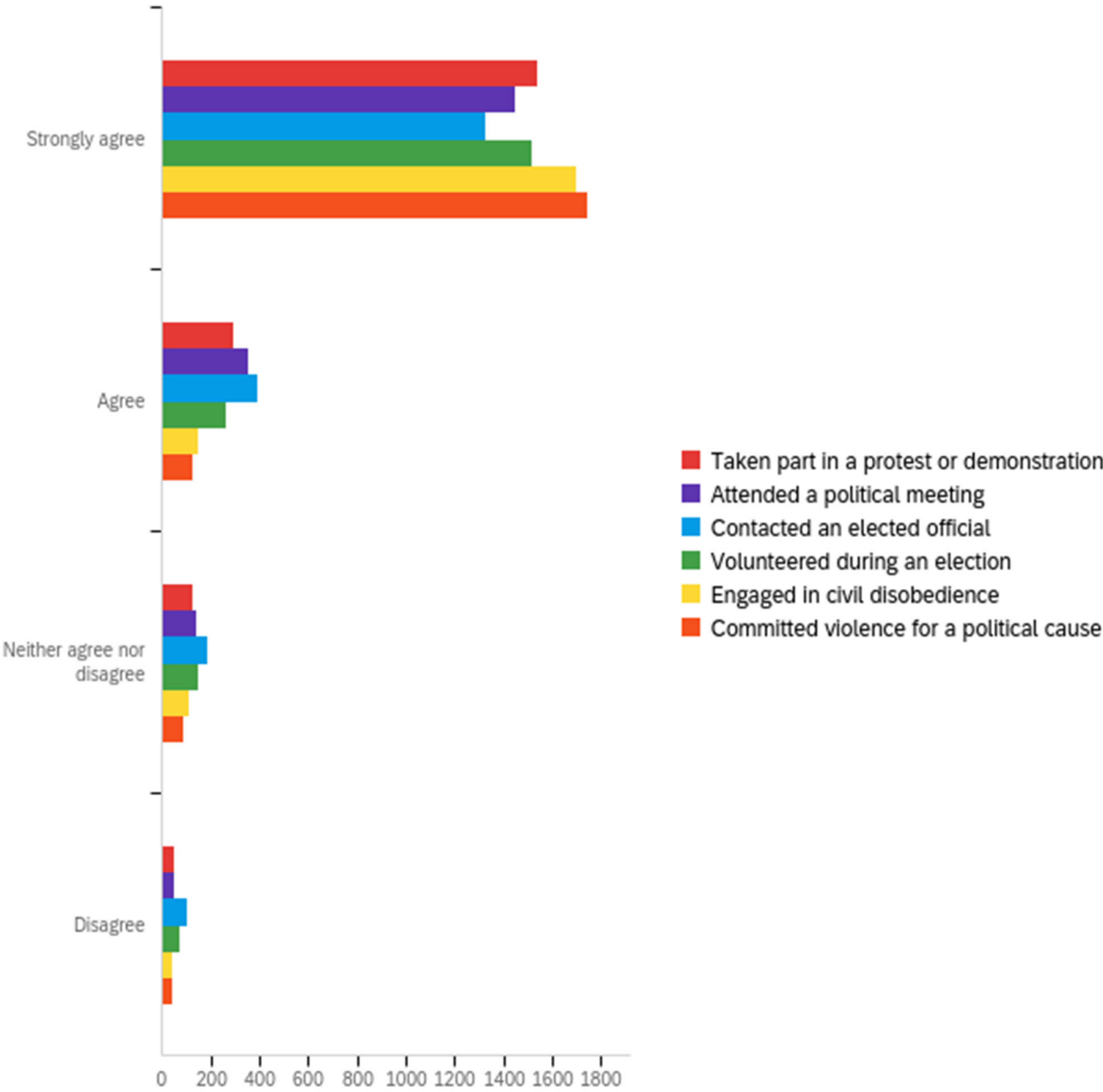


#	Field	Minimum	Maximum	Mean	Std Deviation	Variance	Count
1	At some point in the future, I might want to run for political office.	1.00	5.00	3.88	1.33	1.77	2001
2	Overall, I feel very qualified to run for public office.	1.00	5.00	3.52	1.35	1.81	2001

#	Question	Strongly agree		Agree		Neither agree nor disagree		Disagree		Strongly disagree		Total
1	At some point in the future, I might want to run for political office.	8.50%	170	10.54%	211	12.69%	254	20.74%	415	47.53%	951	2001
2	Overall, I feel very qualified to	10.00%	200	15.59%	312	19.59%	392	22.39%	448	32.43%	649	2001

run for public
office.

Q39 - How often, in the last 12 months, have you engaged in the following?

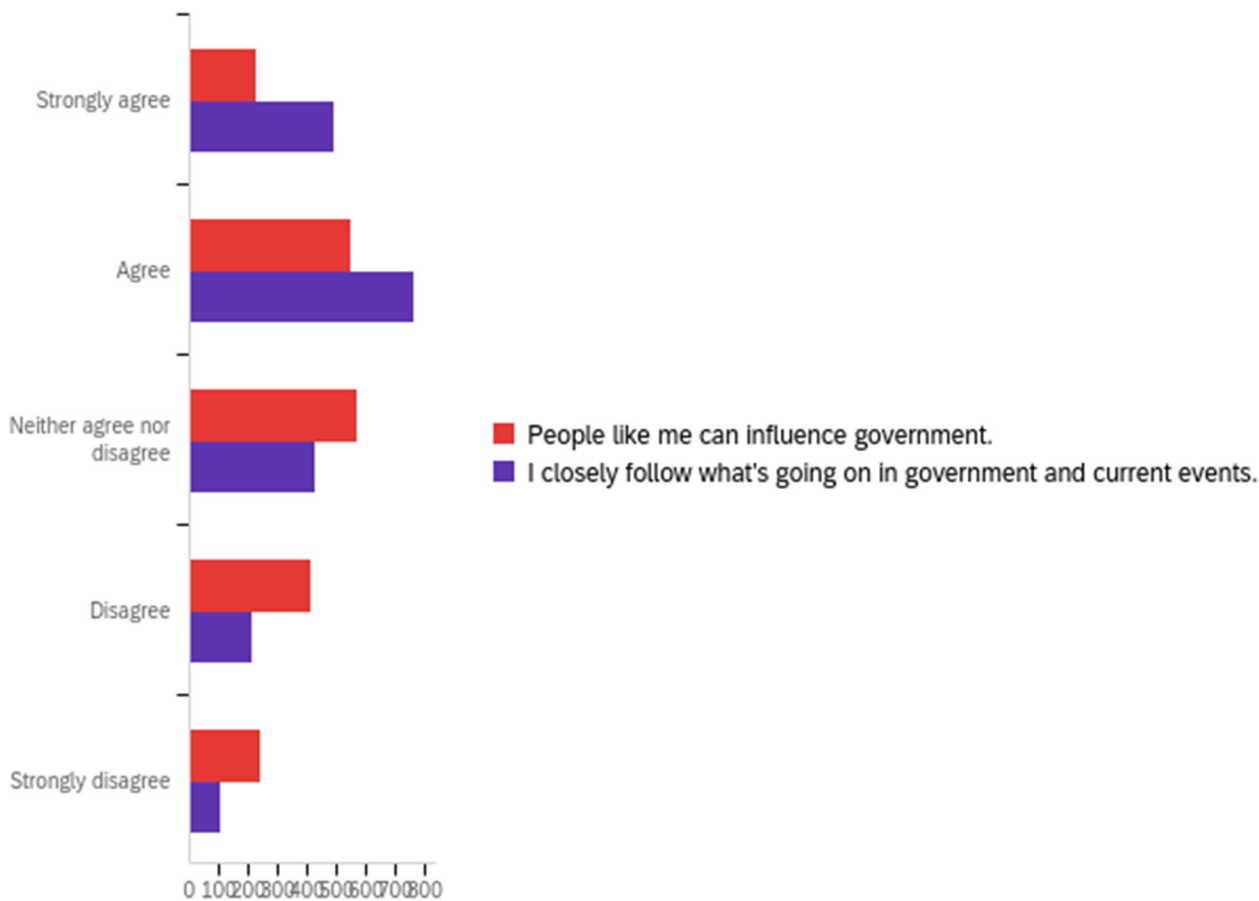


#	Field	Minimum	Maximum	Mean	Std Deviation	Variance	Count
1	Taken part in a protest or demonstration	1.00	4.00	1.34	0.70	0.49	2000
2	Attended a political meeting	1.00	4.00	1.40	0.74	0.54	1999
3	Contacted an elected official	1.00	4.00	1.53	0.86	0.73	2001
4	Volunteered during an election	1.00	4.00	1.38	0.77	0.59	1999
5	Engaged in civil disobedience	1.00	4.00	1.25	0.66	0.43	2000

6	Committed violence for a political cause	1.00	4.00	1.21	0.62	0.39	1999
---	--	------	------	------	------	------	------

#	Question	Strongly agree		Agree		Neither agree nor disagree		Disagree		Total
1	Taken part in a protest or demonstration	76.95%	1539	14.50%	290	6.20%	124	2.35%	47	2000
2	Attended a political meeting	72.54%	1450	17.61%	352	7.20%	144	2.65%	53	1999
3	Contacted an elected official	66.42%	1329	19.39%	388	9.15%	183	5.05%	101	2001
4	Volunteered during an election	75.94%	1518	13.16%	263	7.40%	148	3.50%	70	1999
5	Engaged in civil disobedience	84.95%	1699	7.35%	147	5.45%	109	2.25%	45	2000
6	Committed violence for a political cause	87.34%	1746	6.20%	124	4.20%	84	2.25%	45	1999

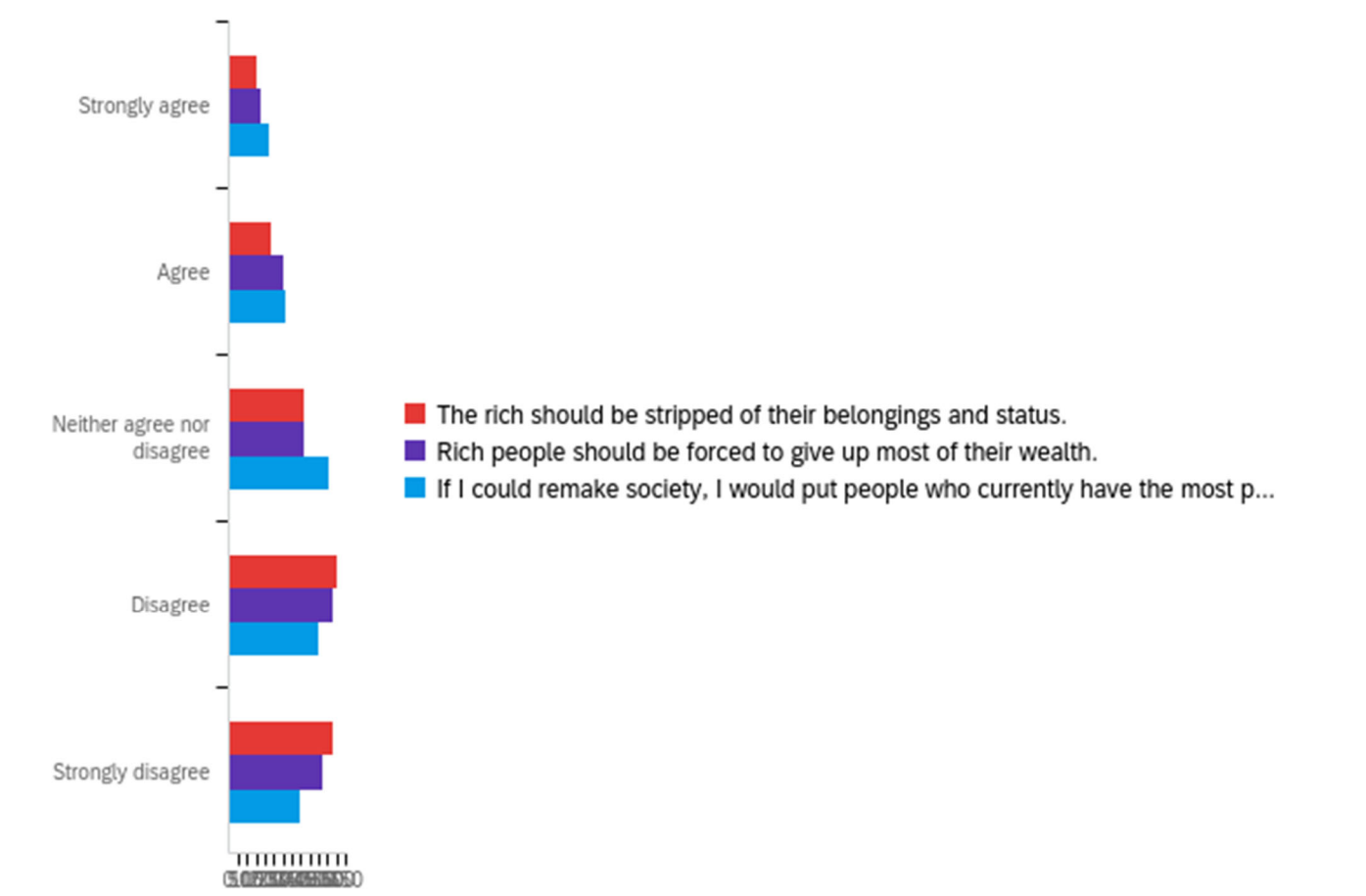
Q40 - Please tell us how much you agree or disagree with each of the statements below:



#	Field	Minimum	Maximum	Mean	Std Deviation	Variance	Count
1	People like me can influence government.	1.00	5.00	2.94	1.19	1.41	1999
2	I closely follow what's going on in government and current events.	1.00	5.00	2.34	1.12	1.25	2000

#	Question	Strongly agree		Agree		Neither agree nor disagree		Disagree		Strongly disagree		Total
1	People like me can influence government.	11.41%	228	27.36%	547	28.56%	571	20.66%	413	12.01%	240	1999
2	I closely follow what's going on in government and current events.	24.60%	492	38.20%	764	21.30%	426	10.55%	211	5.35%	107	2000

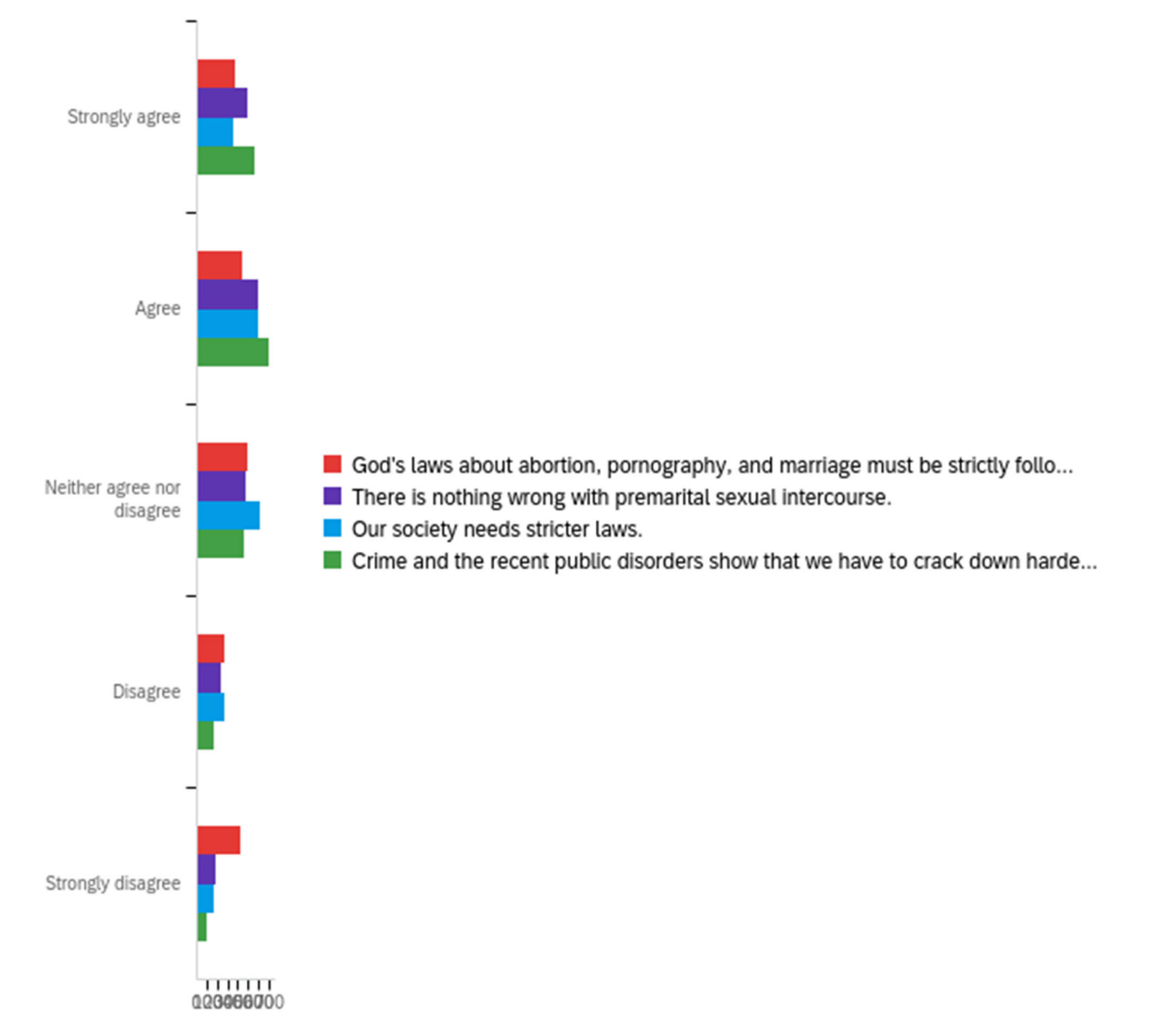
Q42 - Here are some ideas that some people agree with, and others disagree with. In thinking about each one, please tell us how much you agree or disagree with each of the statements below:



#	Field	Minimum	Maximum	Mean	Std Deviation	Variance	Count
1	The rich should be stripped of their belongings and status.	1.00	5.00	3.62	1.23	1.52	2000
2	Rich people should be forced to give up most of their wealth.	1.00	5.00	3.48	1.27	1.60	2001
3	If I could remake society, I would put people who currently have the most privilege at the very bottom.	1.00	5.00	3.26	1.26	1.59	2001

#	Question	Strongly agree		Agree		Neither agree nor disagree		Disagree		Strongly disagree		Total
1	The rich should be stripped of their belongings and status.	7.70%	154	11.70%	234	21.20%	424	30.15%	603	29.25%	585	2000
2	Rich people should be forced to give up most of their wealth.	8.85%	177	15.14%	303	20.94%	419	29.04%	581	26.04%	521	2001
3	If I could remake society, I would put people who currently have the most privilege at the very bottom.	11.44%	229	15.64%	313	28.04%	561	25.09%	502	19.79%	396	2001

Q43 - Here are some ideas that some people agree with, and others disagree with. In thinking about each one, please tell us how much you agree or disagree with each of the statements below:

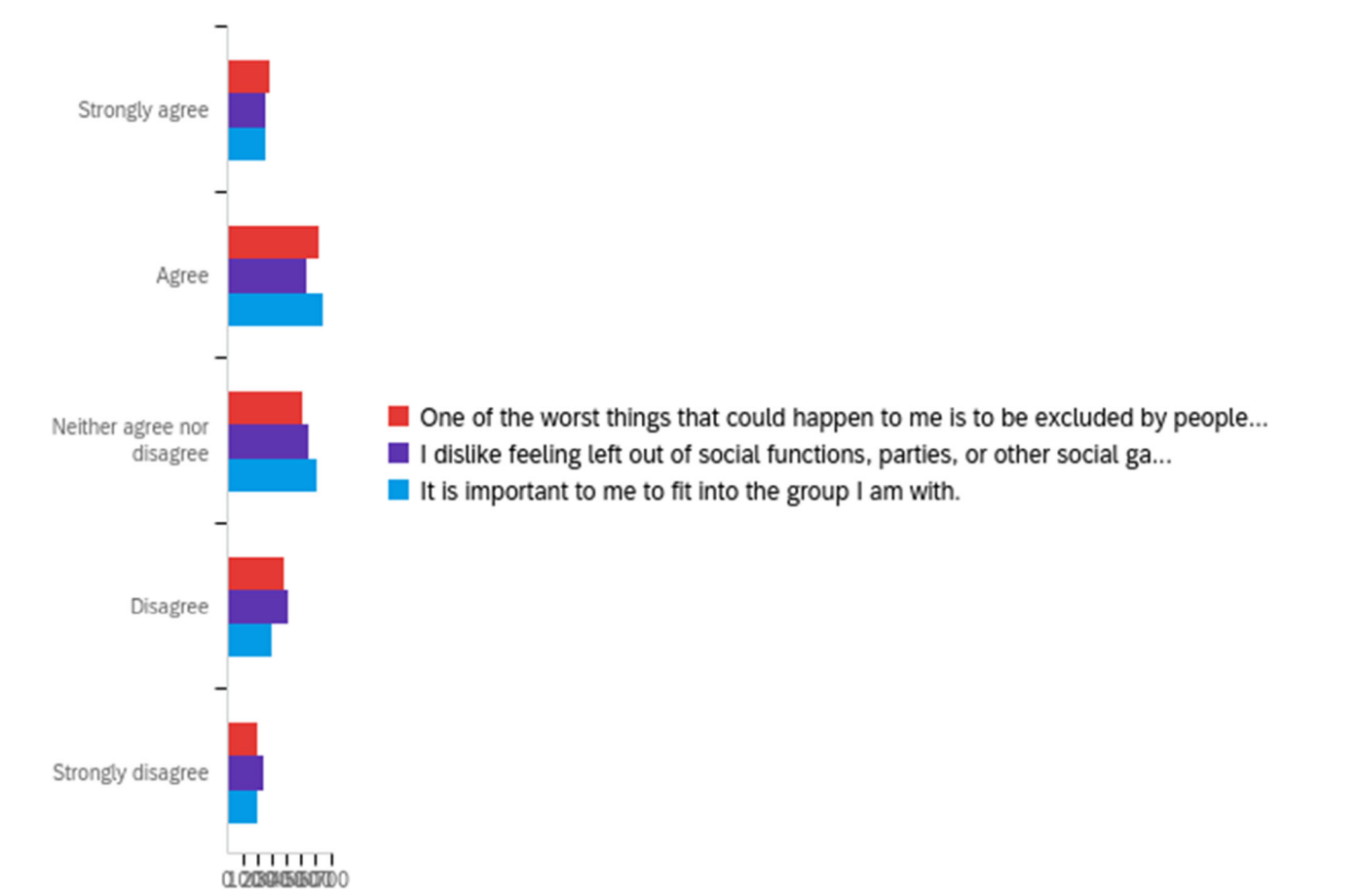


#	Field	Minimum	Maximum	Mean	Std Deviation	Variance	Count
1	God's laws about abortion, pornography, and marriage must be strictly followed before it is too late.	1.00	5.00	2.97	1.40	1.97	2000
2	There is nothing wrong with premarital sexual intercourse.	1.00	5.00	2.50	1.23	1.52	2000
3	Our society needs stricter laws.	1.00	5.00	2.64	1.16	1.34	2000

4	Crime and the recent public disorders show that we have to crack down harder on troublemakers, if we are going preserve law and order.	1.00	5.00	2.27	1.11	1.23	2000
---	--	------	------	------	------	------	------

#	Question	Strongly agree		Agree		Neither agree nor disagree		Disagree		Strongly disagree		Total
1	God's laws about abortion, pornography, and marriage must be strictly followed before it is too late.	18.65%	373	21.95%	439	24.45%	489	13.25%	265	21.70%	434	2000
2	There is nothing wrong with premarital sexual intercourse.	24.75%	495	30.15%	603	24.25%	485	12.00%	240	8.85%	177	2000
3	Our society needs stricter laws.	17.90%	358	29.85%	597	31.05%	621	13.15%	263	8.05%	161	2000
4	Crime and the recent public disorders show that we have to crack down harder on troublemakers, if we are going preserve law and order.	28.40%	568	35.00%	700	23.15%	463	8.40%	168	5.05%	101	2000

Q44 - Here are some ideas that some people agree with, and others disagree with. In thinking about each one, please tell us how much you agree or disagree with each of the statements below:

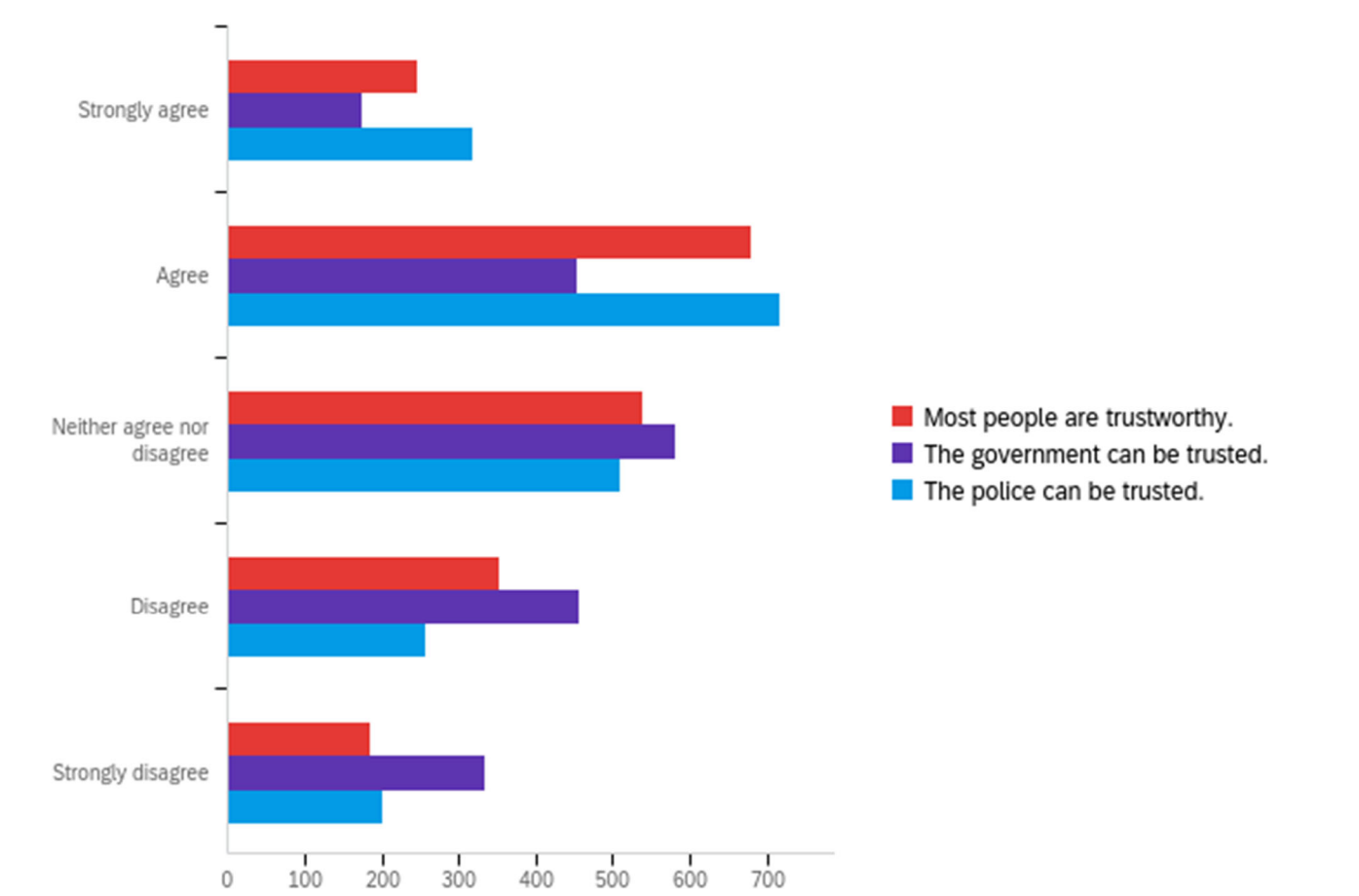


#	Field	Minimum	Maximum	Mean	Std Deviation	Variance	Count
1	One of the worst things that could happen to me is to be excluded by people I know.	1.00	5.00	2.81	1.20	1.44	2000
2	I dislike feeling left out of social functions, parties, or other social gatherings.	1.00	5.00	2.92	1.21	1.45	2001
3	It is important to me to fit into the group I am with.	1.00	5.00	2.77	1.15	1.33	2000

#	Question	Strongly agree	Agree	Neither agree nor disagree	Disagree	Strongly disagree	Total
1	One of the worst things that could	14.10% 282	31.15% 623	25.15% 503	19.30% 386	10.30% 206	2000

	happen to me is to be excluded by people I know.											
2	I dislike feeling left out of social functions, parties, or other social gatherings.	12.64%	253	26.99%	540	27.84%	557	20.59%	412	11.94%	239	2001
3	It is important to me to fit into the group I am with.	12.80%	256	32.20%	644	30.05%	601	15.10%	302	9.85%	197	2000

Q45 - Here are some ideas that some people agree with, and others disagree with. In thinking about each one, please tell us how much you agree or disagree with each of the statements below:

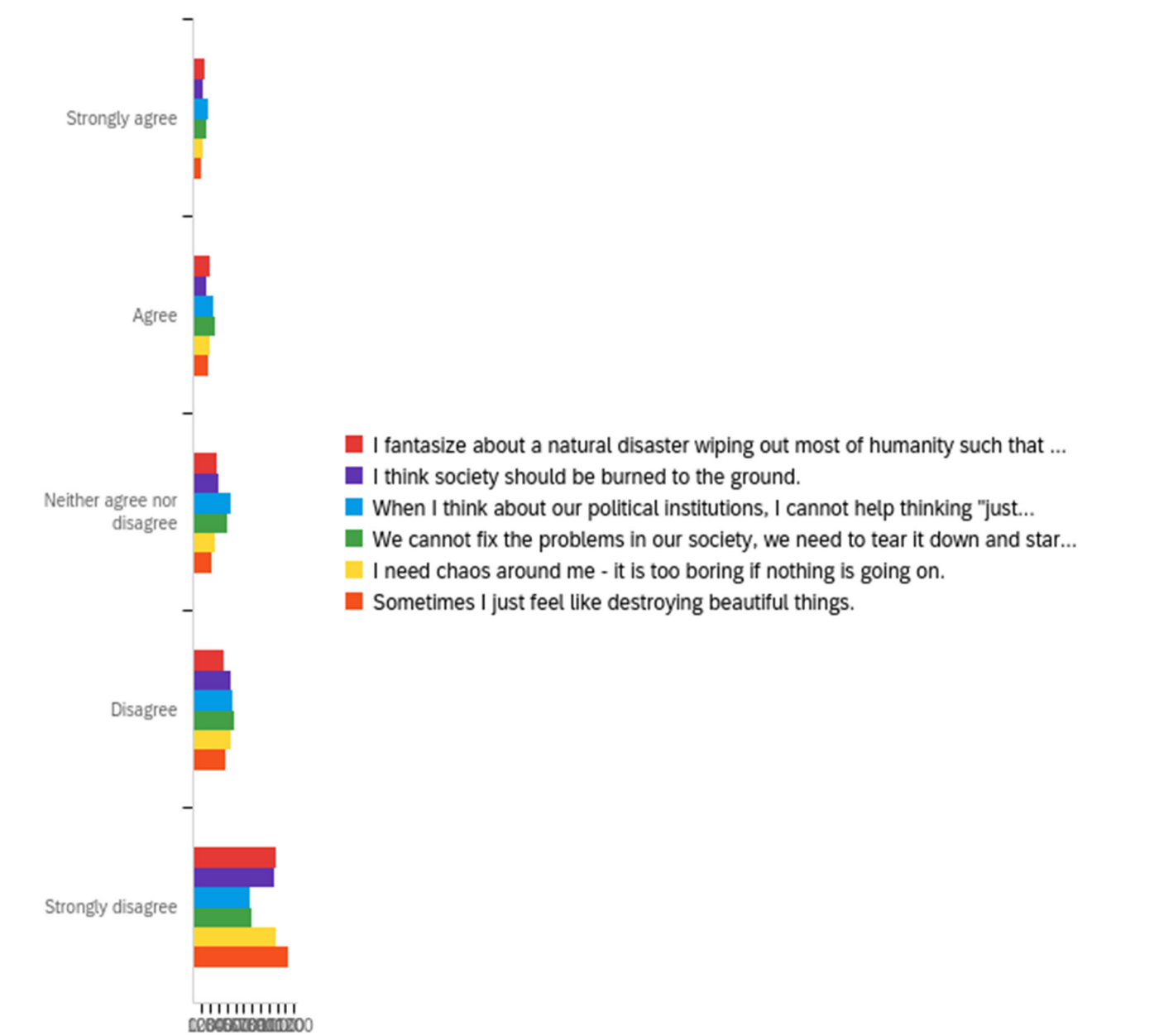


#	Field	Minimum	Maximum	Mean	Std Deviation	Variance	Count
1	Most people are trustworthy.	1.00	5.00	2.78	1.15	1.33	2001
2	The government can be trusted.	1.00	5.00	3.16	1.20	1.45	1999
3	The police can be trusted.	1.00	5.00	2.65	1.18	1.40	2000

#	Question	Strongly agree		Agree		Neither agree nor disagree		Disagree		Strongly disagree		Total
1	Most people are trustworthy.	12.24%	245	33.93%	679	26.94%	539	17.59%	352	9.30%	186	2001

2	The government can be trusted.	8.70%	174	22.66%	453	29.11%	582	22.81%	456	16.71%	334	1999
3	The police can be trusted.	15.85%	317	35.85%	717	25.50%	510	12.80%	256	10.00%	200	2000

Q46 - Here are some ideas that some people agree with, and others disagree with. In thinking about each one, please tell us how much you agree or disagree with each of the statements below:

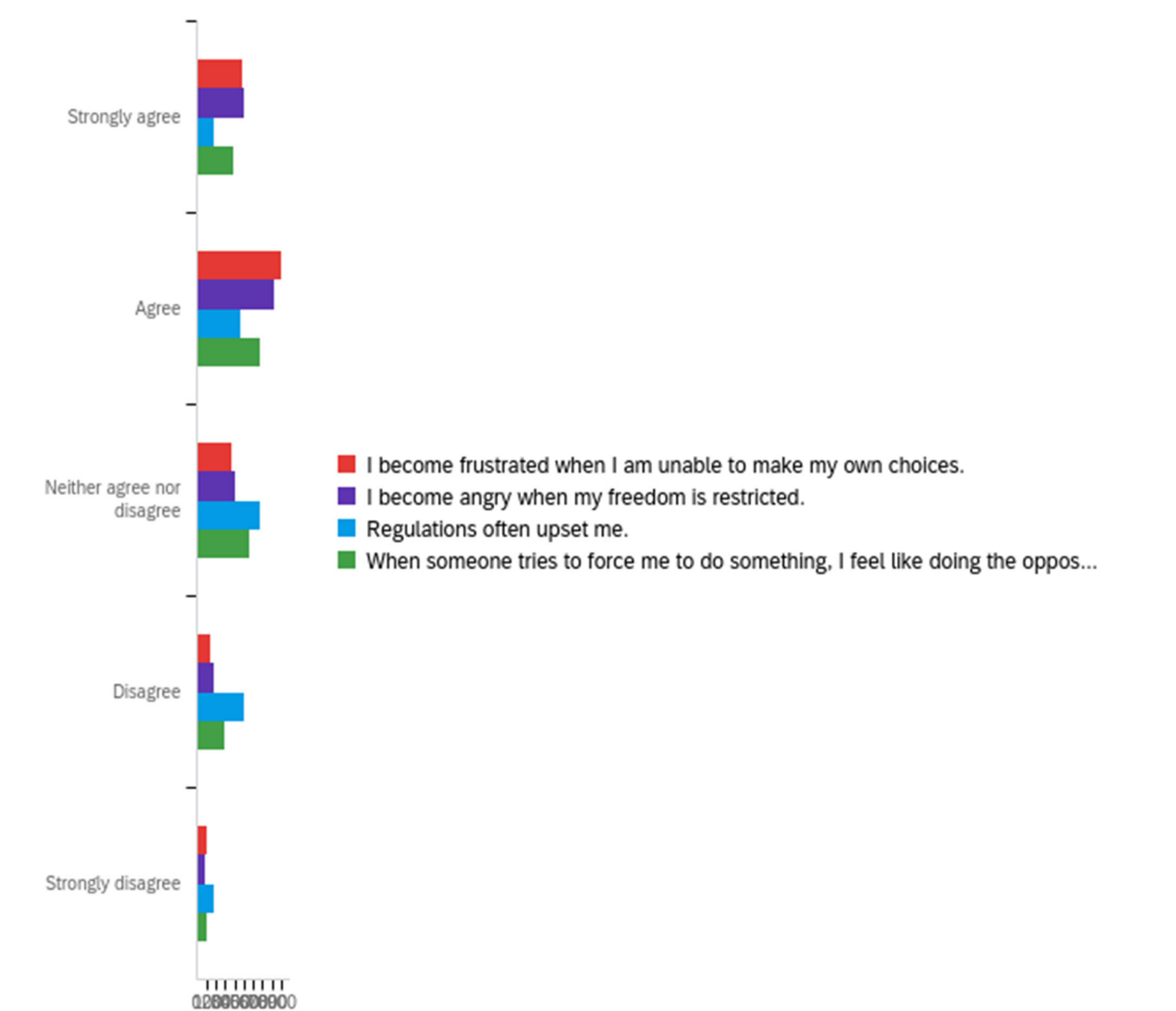


#	Field	Minimum	Maximum	Mean	Std Deviation	Variance	Count
1	I fantasize about a natural disaster wiping out most of humanity such that a small group of people can start all over.	1.00	5.00	3.94	1.30	1.68	1998
2	I think society should be burned to the ground.	1.00	5.00	3.99	1.23	1.52	1999
3	When I think about our political institutions, I cannot help thinking "just let them all	1.00	5.00	3.60	1.30	1.68	2000

	burn."						
4	We cannot fix the problems in our society, we need to tear it down and start over.	1.00	5.00	3.66	1.28	1.64	1998
5	I need chaos around me - it is too boring if nothing is going on.	1.00	5.00	4.00	1.23	1.50	1997
6	Sometimes I just feel like destroying beautiful things.	1.00	5.00	4.14	1.20	1.44	2000

#	Question	Strongly agree		Agree		Neither agree nor disagree		Disagree		Strongly disagree		Total
1	I fantasize about a natural disaster wiping out most of humanity such that a small group of people can start all over.	7.01%	140	10.36%	207	14.36%	287	18.57%	371	49.70%	993	1998
2	I think society should be burned to the ground.	6.15%	123	8.30%	166	14.61%	292	22.26%	445	48.67%	973	1999
3	When I think about our political institutions, I cannot help thinking "just let them all burn."	8.85%	177	12.15%	243	22.40%	448	23.15%	463	33.45%	669	2000
4	We cannot fix the problems in our society, we need to tear it down and start over.	7.56%	151	13.01%	260	20.22%	404	24.37%	487	34.83%	696	1998
5	I need chaos around me - it is too boring if nothing is going on.	5.51%	110	9.71%	194	12.92%	258	22.83%	456	49.02%	979	1997
6	Sometimes I just feel like destroying beautiful things.	4.80%	96	8.80%	176	10.60%	212	19.05%	381	56.75%	1135	2000

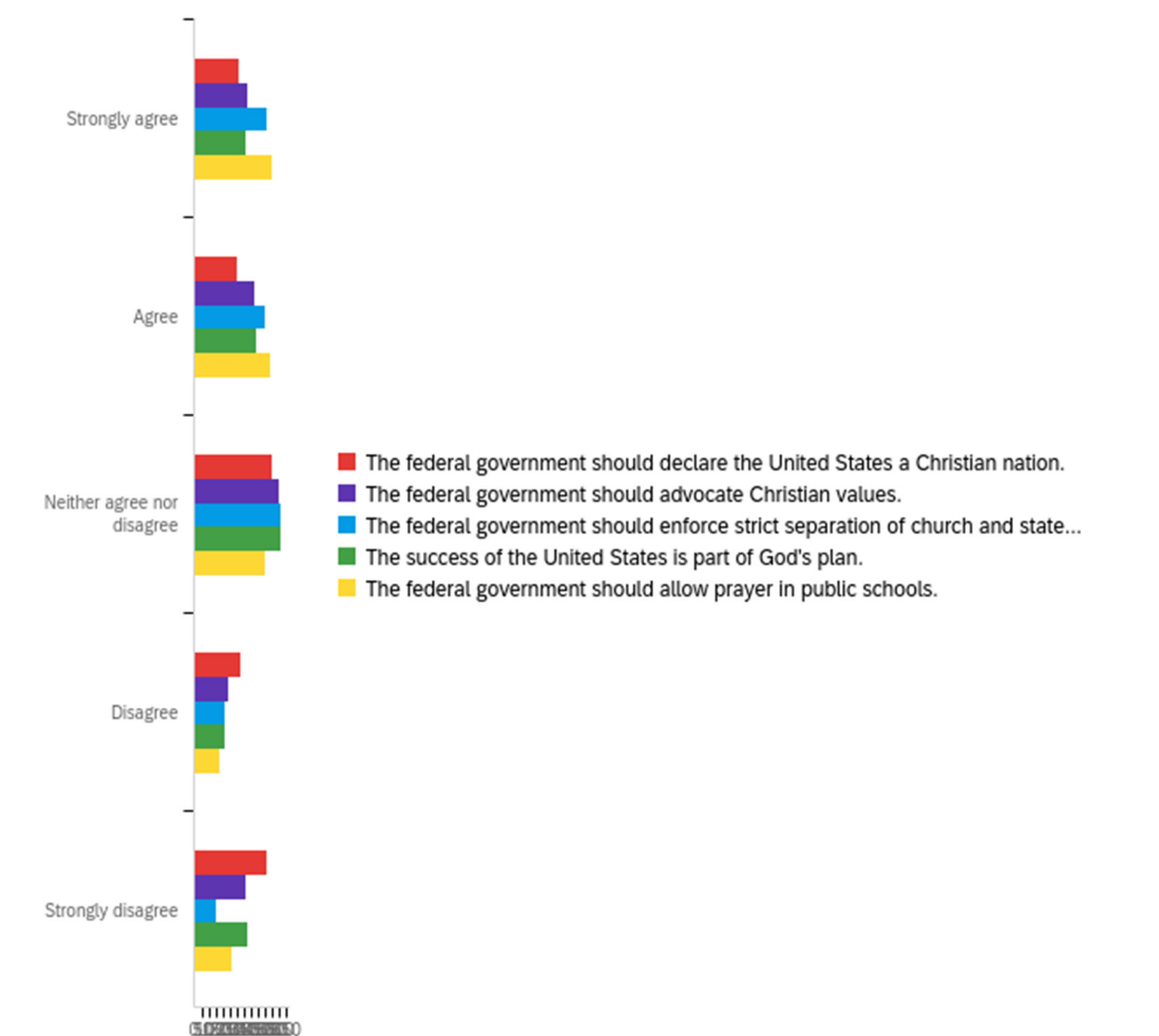
Q47 - Here are some ideas that some people agree with, and others disagree with. In thinking about each one, please tell us how much you agree or disagree with each of the statements below:



#	Field	Minimum	Maximum	Mean	Std Deviation	Variance	Count
1	I become frustrated when I am unable to make my own choices.	1.00	5.00	2.24	1.05	1.11	2000
2	I become angry when my freedom is restricted.	1.00	5.00	2.26	1.06	1.12	2001
3	Regulations often upset me.	1.00	5.00	3.02	1.11	1.22	2001
4	When someone tries to force me to do something, I feel like doing the opposite.	1.00	5.00	2.54	1.11	1.24	2001

#	Question	Strongly agree		Agree		Neither agree nor disagree		Disagree		Strongly disagree		Total
1	I become frustrated when I am unable to make my own choices.	24.00%	480	45.15%	903	18.50%	370	7.45%	149	4.90%	98	2000
2	I become angry when my freedom is restricted.	24.79%	496	41.58%	832	20.39%	408	9.00%	180	4.25%	85	2001
3	Regulations often upset me.	9.40%	188	22.79%	456	33.38%	668	25.19%	504	9.25%	185	2001
4	When someone tries to force me to do something, I feel like doing the opposite.	18.94%	379	33.13%	663	28.24%	565	14.29%	286	5.40%	108	2001

Q48 - Here are some ideas that some people agree with, and others disagree with. In thinking about each one, please tell us how much you agree or disagree with each of the statements below:

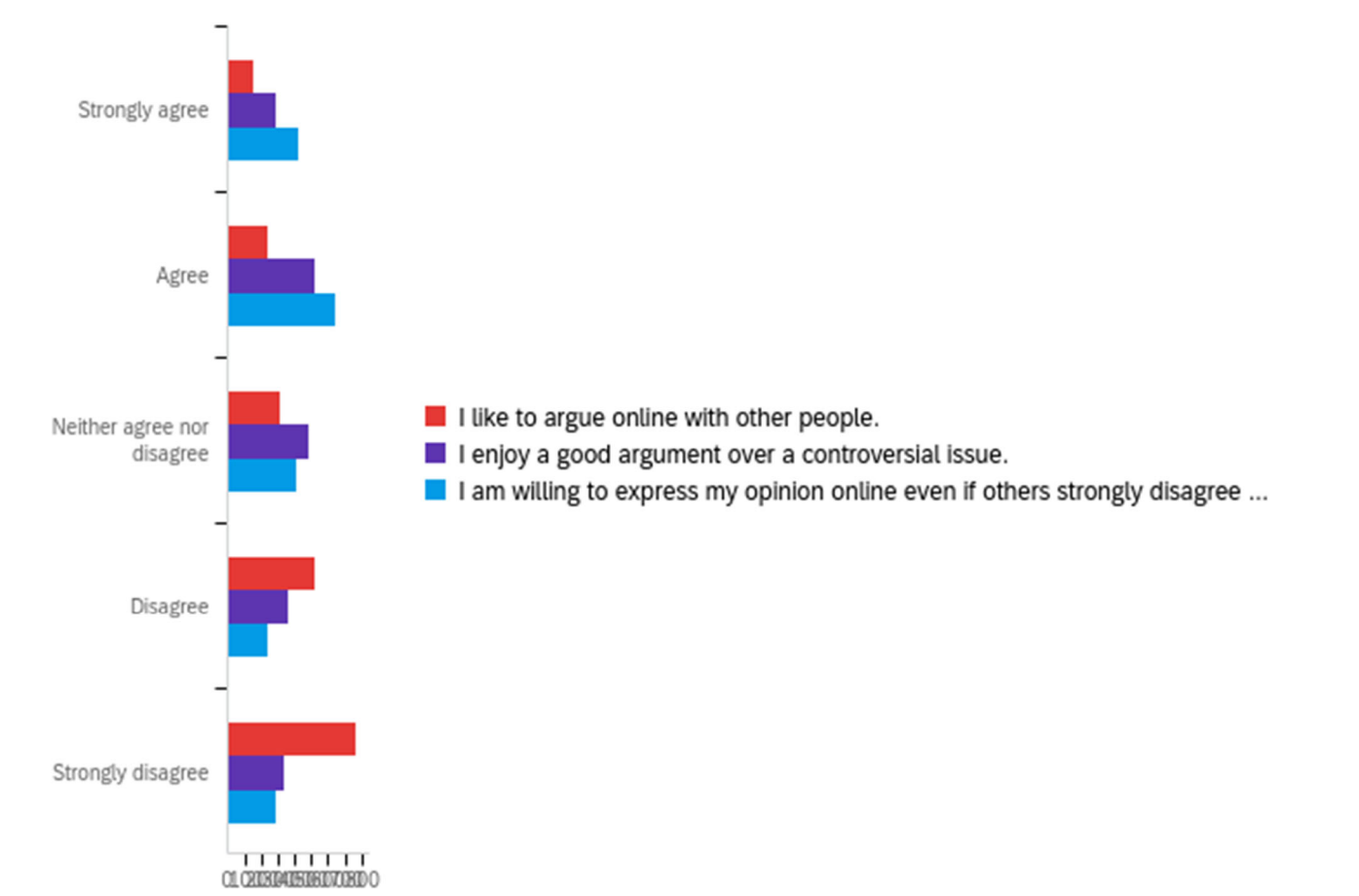


#	Field	Minimum	Maximum	Mean	Std Deviation	Variance	Count
1	The federal government should declare the United States a Christian nation.	1.00	5.00	3.20	1.39	1.92	2001
2	The federal government should advocate Christian values.	1.00	5.00	2.90	1.34	1.80	2001
3	The federal government should enforce strict separation of church and state.	1.00	5.00	2.51	1.21	1.46	2001

4	The success of the United States is part of God's plan.	1.00	5.00	2.91	1.34	1.79	2001
5	The federal government should allow prayer in public schools.	1.00	5.00	2.54	1.32	1.75	2001

#	Question	Strongly agree		Agree		Neither agree nor disagree		Disagree		Strongly disagree		Total
1	The federal government should declare the United States a Christian nation.	15.84%	317	15.19%	304	27.49%	550	16.09%	322	25.39%	508	2001
2	The federal government should advocate Christian values.	18.59%	372	21.29%	426	29.84%	597	12.04%	241	18.24%	365	2001
3	The federal government should enforce strict separation of church and state.	25.44%	509	24.99%	500	30.58%	612	11.04%	221	7.95%	159	2001
4	The success of the United States is part of God's plan.	18.14%	363	21.64%	433	30.43%	609	10.99%	220	18.79%	376	2001
5	The federal government should allow prayer in public schools.	27.09%	542	26.49%	530	24.74%	495	8.65%	173	13.04%	261	2001

Q49 - Here are some ideas that some people agree with, and others disagree with. In thinking about each one, please tell us how much you agree or disagree with each of the statements below:

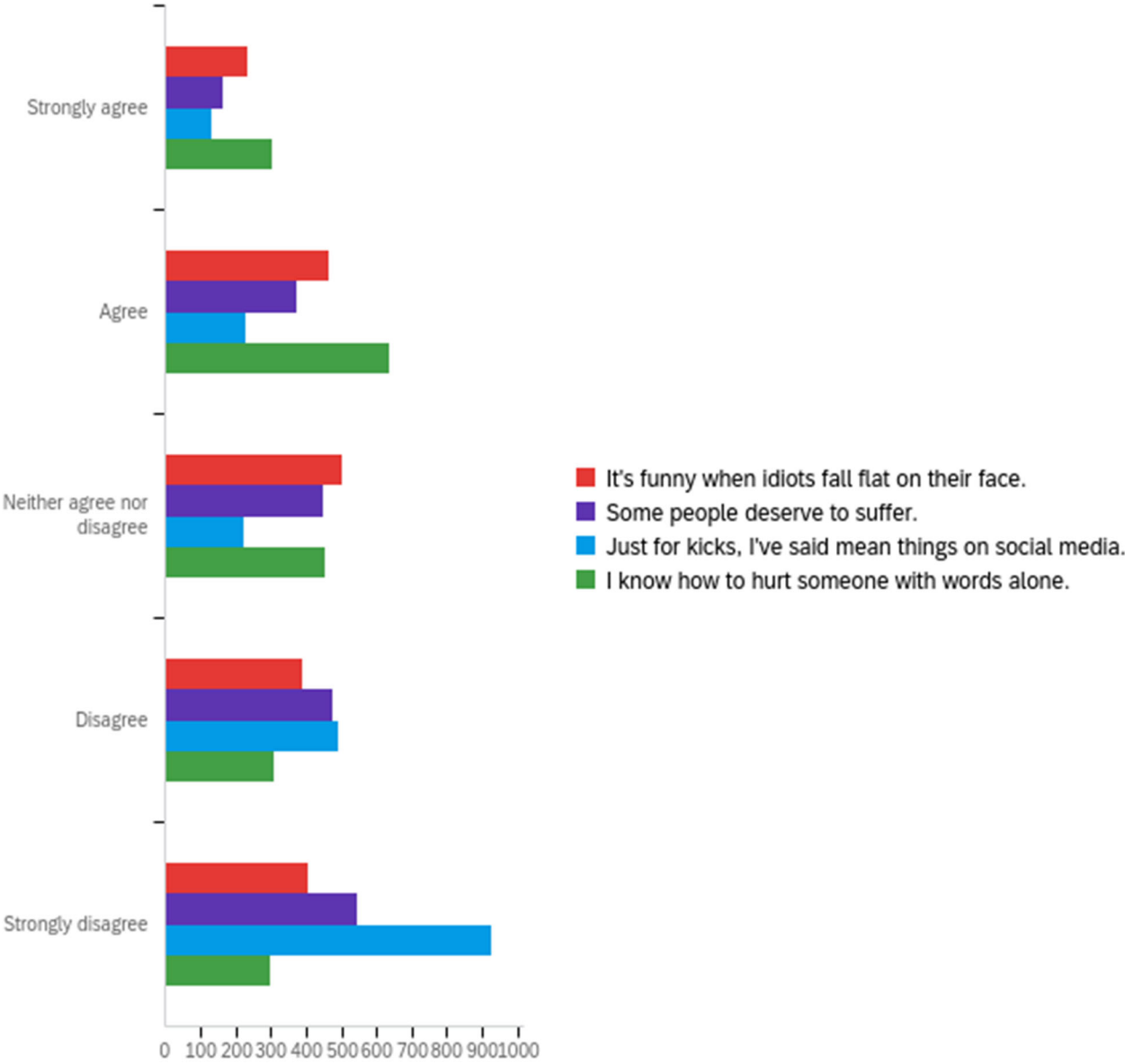


#	Field	Minimum	Maximum	Mean	Std Deviation	Variance	Count
1	I like to argue online with other people.	1.00	5.00	3.77	1.28	1.64	1997
2	I enjoy a good argument over a controversial issue.	1.00	5.00	2.98	1.31	1.71	1999
3	I am willing to express my opinion online even if others strongly disagree with me.	1.00	5.00	2.66	1.32	1.73	1998

#	Question	Strongly agree		Agree		Neither agree nor disagree		Disagree		Strongly disagree		Total
1	I like to argue online with other	7.46%	149	12.17%	243	15.42%	308	26.24%	524	38.71%	773	1997

	people.											
2	I enjoy a good argument over a controversial issue.	14.41%	288	25.96%	519	24.11%	482	18.36%	367	17.16%	343	1999
3	I am willing to express my opinion online even if others strongly disagree with me.	20.97%	419	32.13%	642	20.82%	416	11.91%	238	14.16%	283	1998

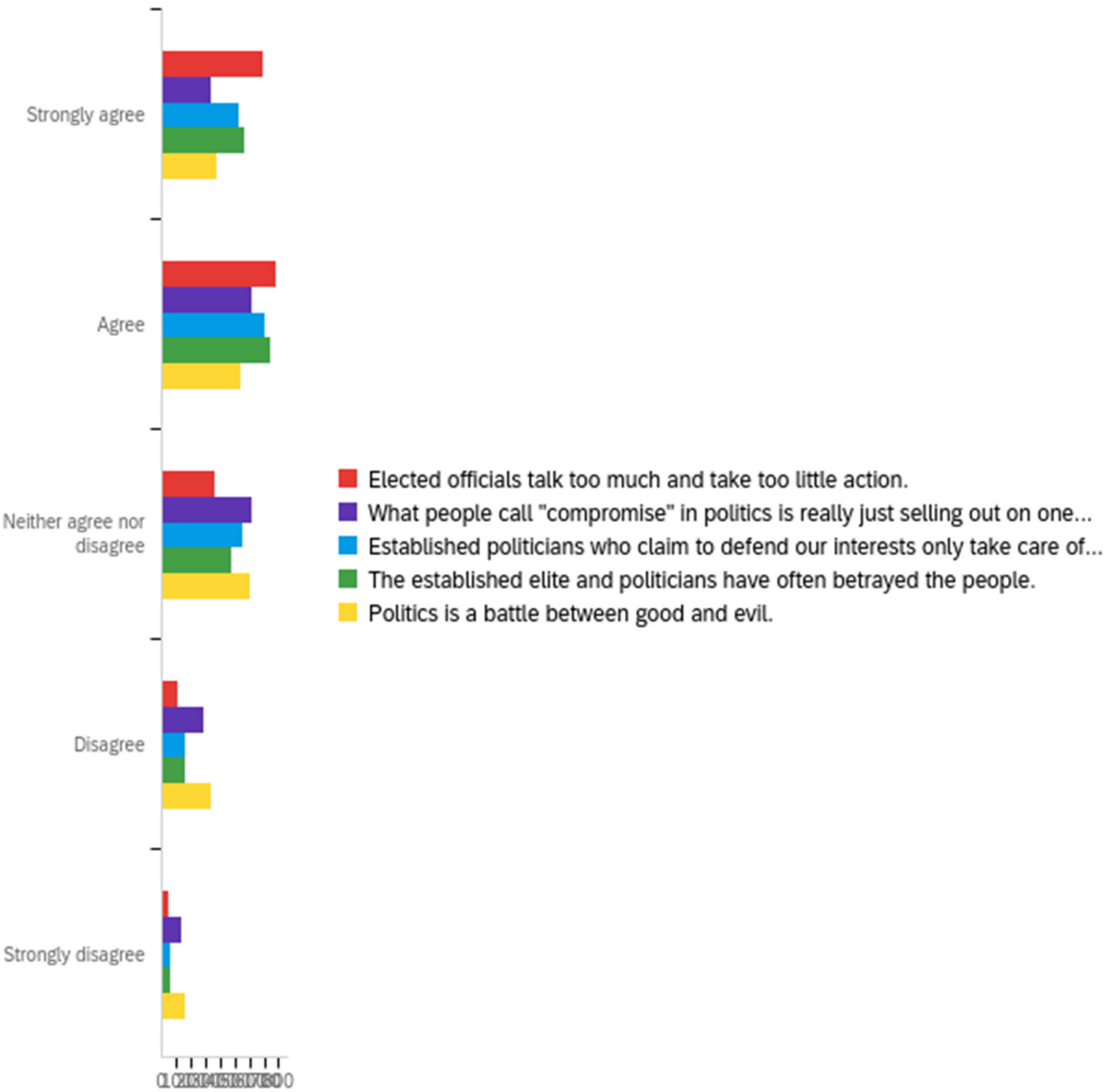
Q54 - Please tell us how much you agree or disagree with each of the statements below:



#	Field	Minimum	Maximum	Mean	Std Deviation	Variance	Count
1	It's funny when idiots fall flat on their face.	1.00	5.00	3.14	1.30	1.69	1999
2	Some people deserve to suffer.	1.00	5.00	3.44	1.28	1.65	1999
3	Just for kicks, I've said mean things on social media.	1.00	5.00	3.93	1.27	1.62	2000
4	I know how to hurt someone with words alone.	1.00	5.00	2.83	1.29	1.65	2000

#	Question	Strongly agree		Agree		Neither agree nor disagree		Disagree		Strongly disagree		Total
1	It's funny when idiots fall flat on their face.	11.71%	234	23.21%	464	25.16%	503	19.51%	390	20.41%	408	1999
2	Some people deserve to suffer.	8.10%	162	18.56%	371	22.31%	446	23.76%	475	27.26%	545	1999
3	Just for kicks, I've said mean things on social media.	6.55%	131	11.50%	230	11.10%	222	24.50%	490	46.35%	927	2000
4	I know how to hurt someone with words alone.	15.25%	305	31.70%	634	22.65%	453	15.40%	308	15.00%	300	2000

Q55 - Please tell us how much you agree or disagree with each of the statements below:

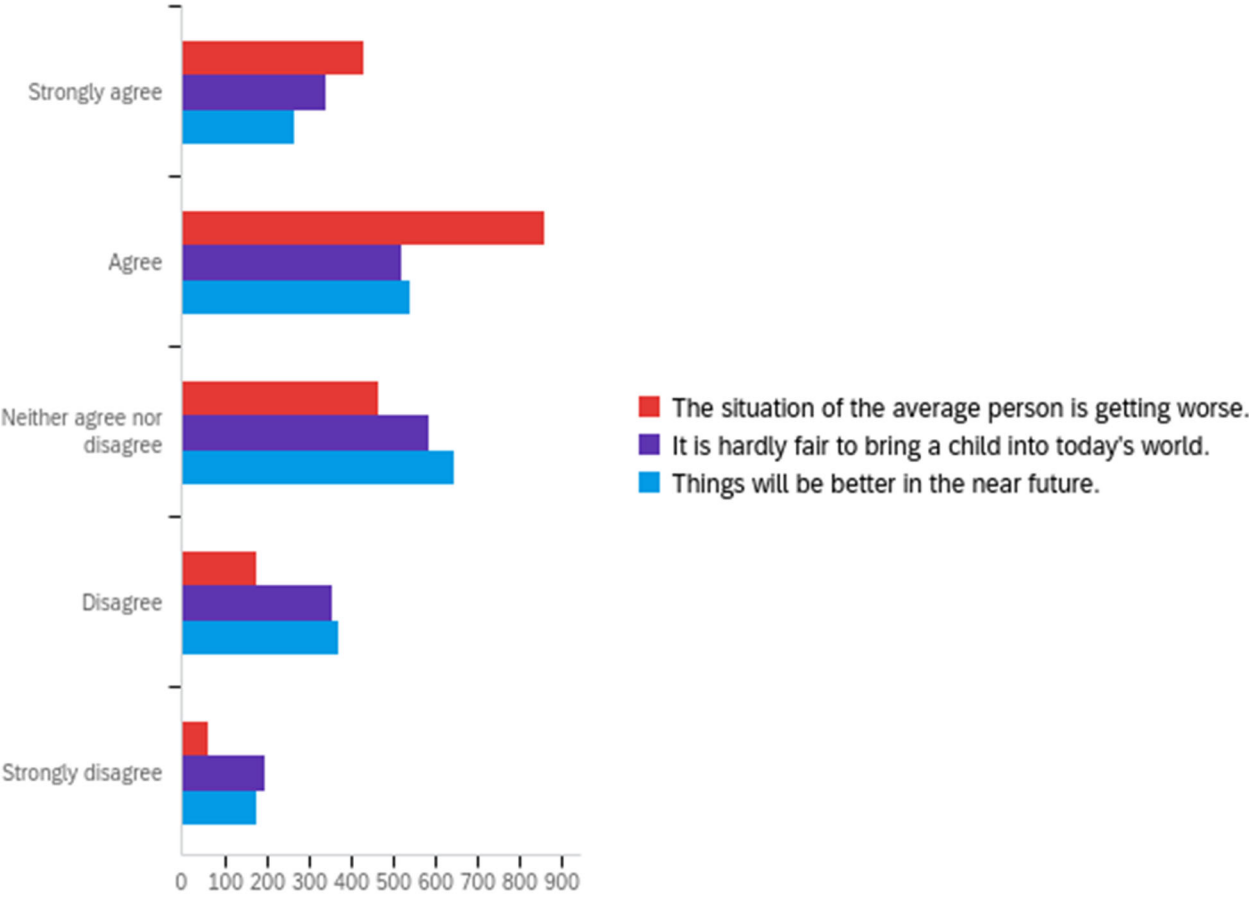


#	Field	Minimum	Maximum	Mean	Std Deviation	Variance	Count
1	Elected officials talk too much and take too little action.	1.00	5.00	2.02	0.98	0.97	1999
2	What people call "compromise" in politics is really just selling out on one's principles.	1.00	5.00	2.63	1.13	1.28	2000
3	Established politicians who claim to defend our interests only take care of themselves	1.00	5.00	2.27	1.03	1.06	2000
4	The established elite and politicians have often betrayed the people.	1.00	5.00	2.21	1.04	1.08	2000

5	Politics is a battle between good and evil.	1.00	5.00	2.67	1.18	1.39	2000
---	---	------	------	------	------	------	------

#	Question	Strongly agree		Agree		Neither agree nor disagree		Disagree		Strongly disagree		Total
1	Elected officials talk too much and take too little action.	34.62%	692	39.37%	787	18.01%	360	5.55%	111	2.45%	49	1999
2	What people call "compromise" in politics is really just selling out on one's principles.	17.10%	342	30.80%	616	30.75%	615	14.45%	289	6.90%	138	2000
3	Established politicians who claim to defend our interests only take care of themselves	26.20%	524	35.05%	701	27.70%	554	8.05%	161	3.00%	60	2000
4	The established elite and politicians have often betrayed the people.	28.00%	560	37.20%	744	23.55%	471	8.10%	162	3.15%	63	2000
5	Politics is a battle between good and evil.	18.65%	373	27.15%	543	29.95%	599	16.55%	331	7.70%	154	2000

Q57 - Please tell us how much you agree or disagree with each of the statements below:

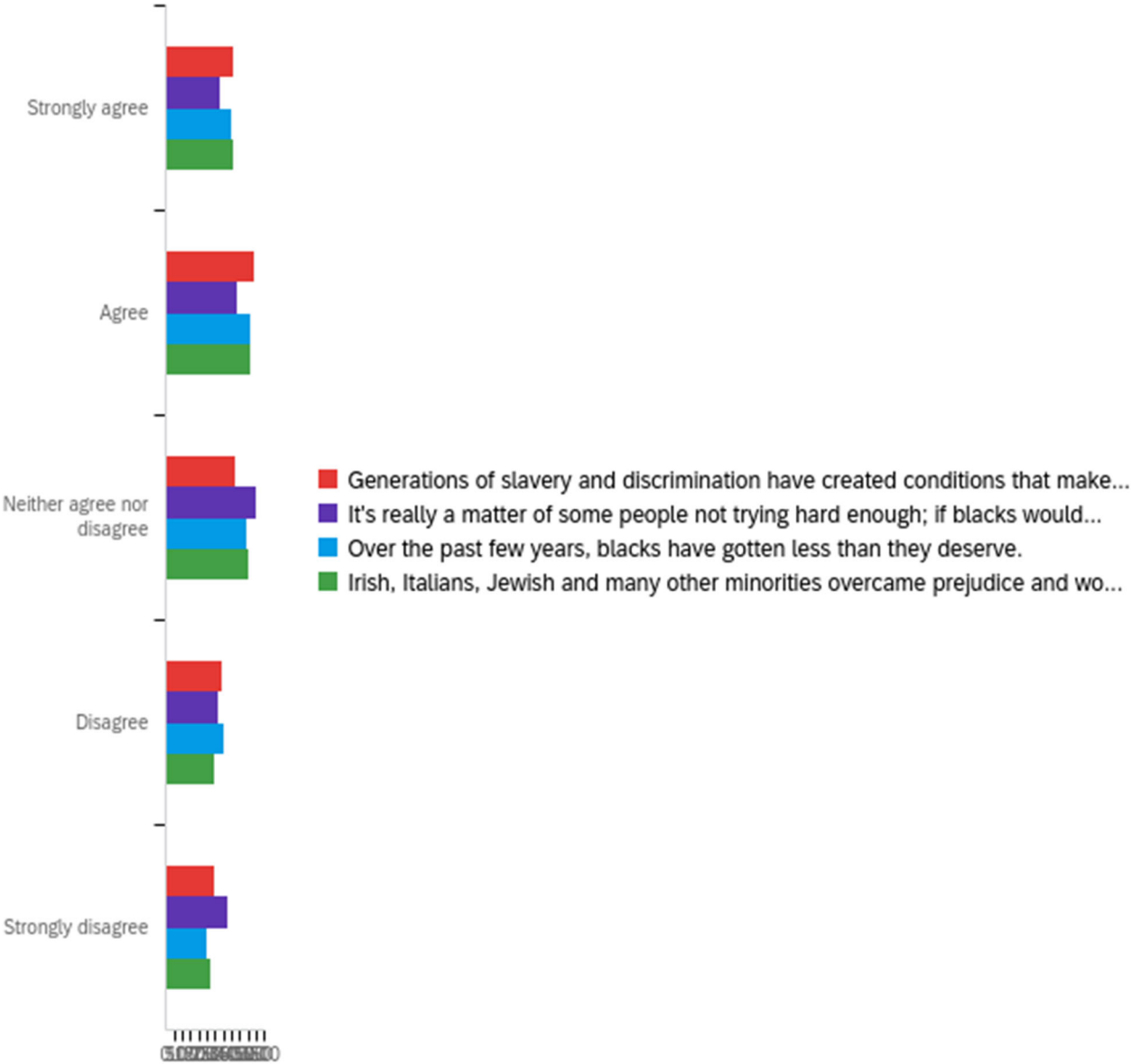


#	Field	Minimum	Maximum	Mean	Std Deviation	Variance	Count
1	The situation of the average person is getting worse.	1.00	5.00	2.29	1.00	1.00	1999
2	It is hardly fair to bring a child into today's world.	1.00	5.00	2.77	1.21	1.46	1999
3	Things will be better in the near future.	1.00	5.00	2.82	1.14	1.31	1999

#	Question	Strongly agree		Agree		Neither agree nor disagree		Disagree		Strongly disagree		Total
1	The situation of the average person is getting worse.	21.66%	433	43.07%	861	23.26%	465	8.85%	177	3.15%	63	1999

2	It is hardly fair to bring a child into today's world.	17.01%	340	26.16%	523	29.26%	585	17.81%	356	9.75%	195	1999
3	Things will be better in the near future.	13.31%	266	27.11%	542	32.27%	645	18.56%	371	8.75%	175	1999

Q58 - Please tell us how much you agree or disagree with each of the statements below:




#	Field	Minimum	Maximum	Mean	Std Deviation	Variance	Count
1	Generations of slavery and discrimination have created conditions that make it difficult for blacks to work their way out of the lower class.	1.00	5.00	2.80	1.35	1.81	1997
2	It's really a matter of some people not trying hard enough; if blacks would only try harder they could be just as well off as whites.	1.00	5.00	2.99	1.33	1.77	1998
3	Over the past few years, blacks have gotten less than they deserve.	1.00	5.00	2.76	1.29	1.66	1998
4	Irish, Italians, Jewish and many other minorities overcame prejudice and worked their way up.	1.00	5.00	2.75	1.30	1.70	1998

Blacks should do the same without any special favors.

#	Question	Strongly agree		Agree		Neither agree nor disagree		Disagree		Strongly disagree		Total
1	Generations of slavery and discrimination have created conditions that make it difficult for blacks to work their way out of the lower class.	20.38%	407	26.69%	533	20.88%	417	17.03%	340	15.02%	300	1997
2	It's really a matter of some people not trying hard enough; if blacks would only try harder they could be just as well off as whites.	16.42%	328	21.57%	431	27.63%	552	15.77%	315	18.62%	372	1998
3	Over the past few years, blacks have gotten less than they deserve.	20.02%	400	25.98%	519	24.32%	486	17.52%	350	12.16%	243	1998
4	Irish, Italians, Jewish and many other minorities overcame prejudice and worked their way up. Blacks should do the same without any special favors.	20.57%	411	25.88%	517	25.38%	507	14.81%	296	13.36%	267	1998

Q59 - Please tell us how much you agree or disagree with each of the statements below:

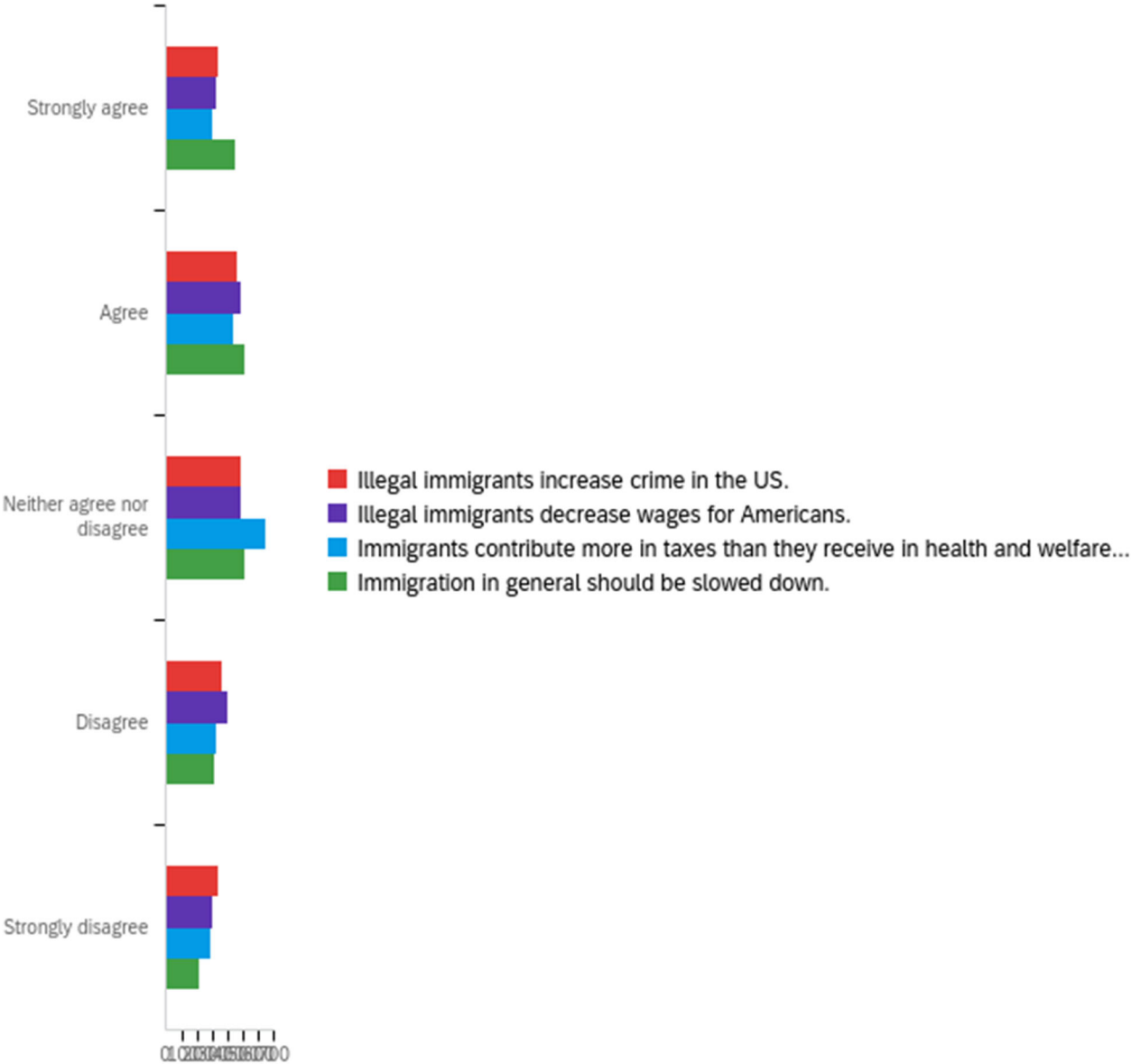


#	Field	Minimum	Maximum	Mean	Std Deviation	Variance	Count
1	The United States deserves special treatment.	1.00	5.00	3.14	1.24	1.54	2001
2	Not many people seem to fully understand the importance of the United States.	1.00	5.00	2.63	1.18	1.39	2001
3	I will never be satisfied until the United States gets the recognition it deserves.	1.00	5.00	3.04	1.18	1.39	2001

#	Question	Strongly agree		Agree		Neither agree nor disagree		Disagree		Strongly disagree		Total
1	The United States deserves special treatment.	12.19%	244	18.24%	365	29.29%	586	24.04%	481	16.24%	325	2001
2	Not many people seem to fully	18.49%	370	30.78%	616	27.74%	555	14.74%	295	8.25%	165	2001

	understand the importance of the United States.											
3	I will never be satisfied until the United States gets the recognition it deserves.	12.14%	243	18.39%	368	35.93%	719	20.59%	412	12.94%	259	2001

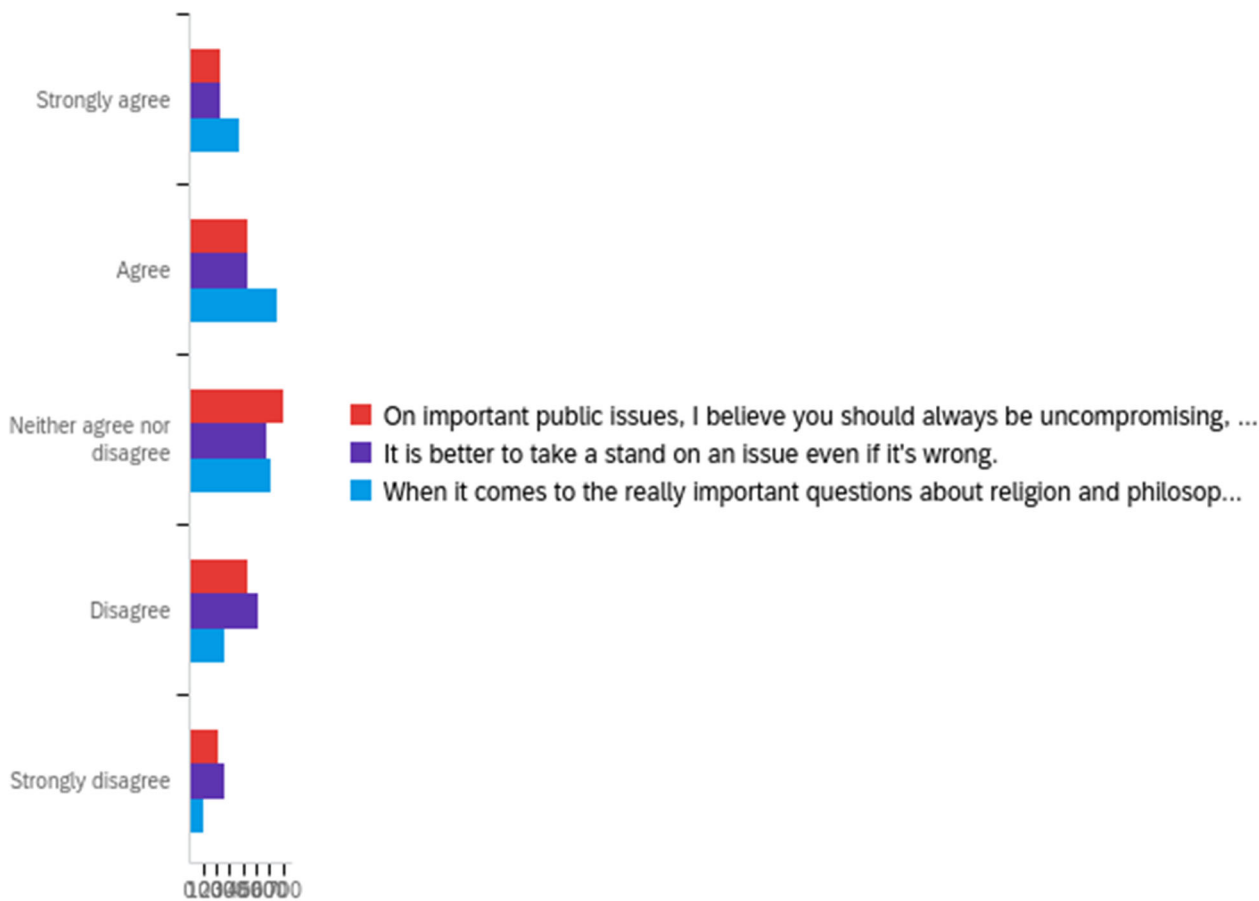
Q60 - Please tell us how much you agree or disagree with each of the statements below:



#	Field	Minimum	Maximum	Mean	Std Deviation	Variance	Count
1	Illegal immigrants increase crime in the US.	1.00	5.00	2.95	1.33	1.77	2001
2	Illegal immigrants decrease wages for Americans.	1.00	5.00	2.93	1.30	1.70	2001
3	Immigrants contribute more in taxes than they receive in health and welfare services.	1.00	5.00	2.93	1.25	1.56	2001
4	Immigration in general should be slowed down.	1.00	5.00	2.67	1.28	1.63	2000

#	Question	Strongly agree		Agree		Neither agree nor disagree		Disagree		Strongly disagree		Total
1	Illegal immigrants increase crime in the US.	16.99%	340	23.04%	461	24.59%	492	18.39%	368	16.99%	340	2001
2	Illegal immigrants decrease wages for Americans.	16.49%	330	24.04%	481	24.49%	490	19.84%	397	15.14%	303	2001
3	Immigrants contribute more in taxes than they receive in health and welfare services.	15.14%	303	22.04%	441	32.18%	644	16.19%	324	14.44%	289	2001
4	Immigration in general should be slowed down.	22.40%	448	25.65%	513	25.50%	510	15.65%	313	10.80%	216	2000

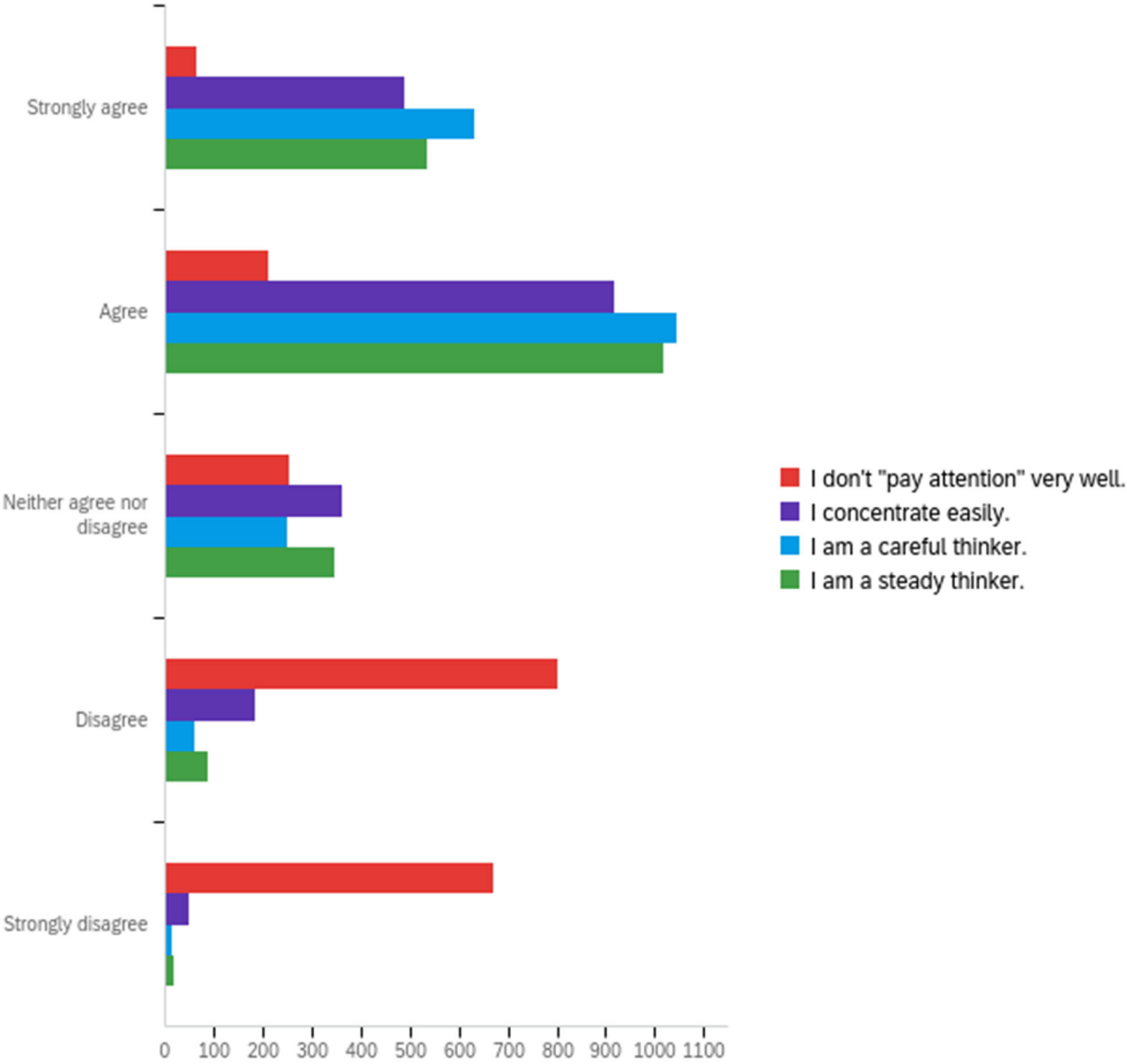
Q61 - Please tell us how much you agree or disagree with each of the statements below:



#	Field	Minimum	Maximum	Mean	Std Deviation	Variance	Count
1	On important public issues, I believe you should always be uncompromising, and either be for them or against them	1.00	5.00	2.97	1.15	1.31	2000
2	It is better to take a stand on an issue even if it's wrong.	1.00	5.00	3.08	1.19	1.43	2000
3	When it comes to the really important questions about religion and philosophy of life, a person must decide them, one way or the other.	1.00	5.00	2.54	1.09	1.19	2000

#	Question	Strongly agree		Agree		Neither agree nor disagree		Disagree		Strongly disagree		Total
1	On important public issues, I believe you should always be uncompromising, and either be for them or against them	11.80%	236	21.40%	428	35.00%	700	21.50%	430	10.30%	206	2000
2	It is better to take a stand on an issue even if it's wrong.	11.05%	221	21.80%	436	28.65%	573	25.55%	511	12.95%	259	2000
3	When it comes to the really important questions about religion and philosophy of life, a person must decide them, one way or the other.	18.35%	367	33.15%	663	30.35%	607	12.80%	256	5.35%	107	2000


Q62 - Please tell us how much you agree or disagree with each of the statements below:



#	Field	Minimum	Maximum	Mean	Std Deviation	Variance	Count
1	I don't "pay attention" very well.	1.00	5.00	3.90	1.08	1.16	2000
2	I concentrate easily.	1.00	5.00	2.19	0.99	0.98	2001
3	I am a careful thinker.	1.00	5.00	1.89	0.77	0.60	1999
4	I am a steady thinker.	1.00	5.00	2.02	0.83	0.69	2001

#	Question	Strongly agree		Agree		Neither agree nor disagree		Disagree		Strongly disagree		Total
1	I don't "pay attention" very well.	3.25%	65	10.50%	210	12.70%	254	40.10%	802	33.45%	669	2000
2	I concentrate easily.	24.44%	489	45.88%	918	17.99%	360	9.20%	184	2.50%	50	2001
3	I am a careful thinker.	31.57%	631	52.33%	1046	12.56%	251	2.95%	59	0.60%	12	1999
4	I am a steady thinker.	26.69%	534	50.87%	1018	17.24%	345	4.35%	87	0.85%	17	2001

Q63 - Think about the last time someone close to you did something that hurt you. How did you respond?

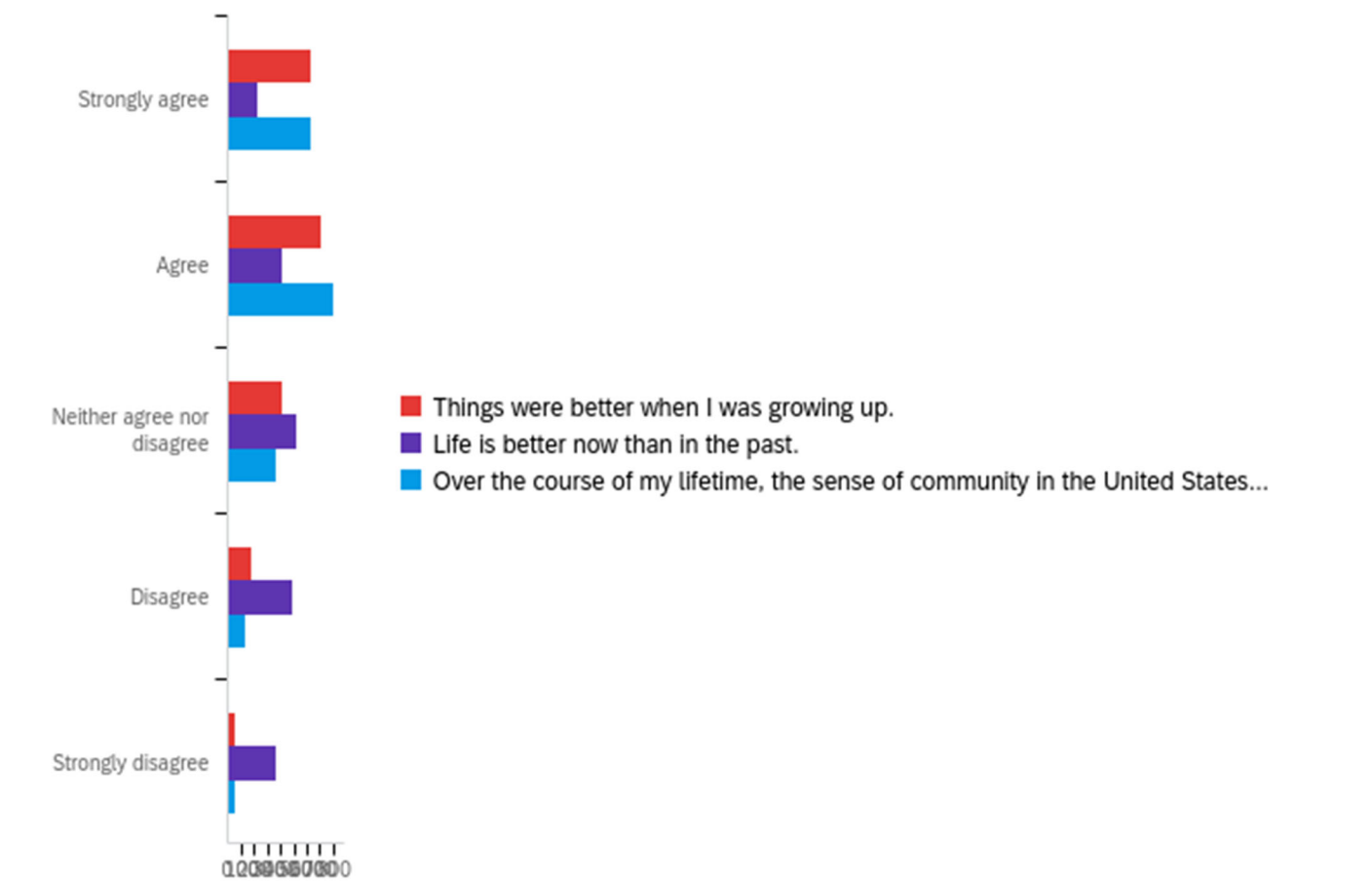


#	Field	Minimum	Maximum	Mean	Std Deviation	Variance	Count
1	Thoughts about how they hurt me kept running through my head.	1.00	5.00	2.79	1.25	1.56	1999
2	Even when I was engaged in other tasks, I thought about how they hurt me.	1.00	5.00	2.83	1.21	1.48	2000
3	I was able to let it go quickly.	1.00	5.00	2.79	1.18	1.39	1999

#	Question	Strongly agree		Agree		Neither agree nor disagree		Disagree		Strongly disagree		Total
1	Thoughts about how they hurt me kept running	15.71%	314	31.57%	631	22.36%	447	18.51%	370	11.86%	237	1999

	through my head.											
2	Even when I was engaged in other tasks, I thought about how they hurt me.	13.40%	268	32.05%	641	23.50%	470	19.85%	397	11.20%	224	2000
3	I was able to let it go quickly.	13.91%	278	31.42%	628	24.91%	498	20.96%	419	8.80%	176	1999

Q64 - Please tell us how much you agree or disagree with each of the statements below:

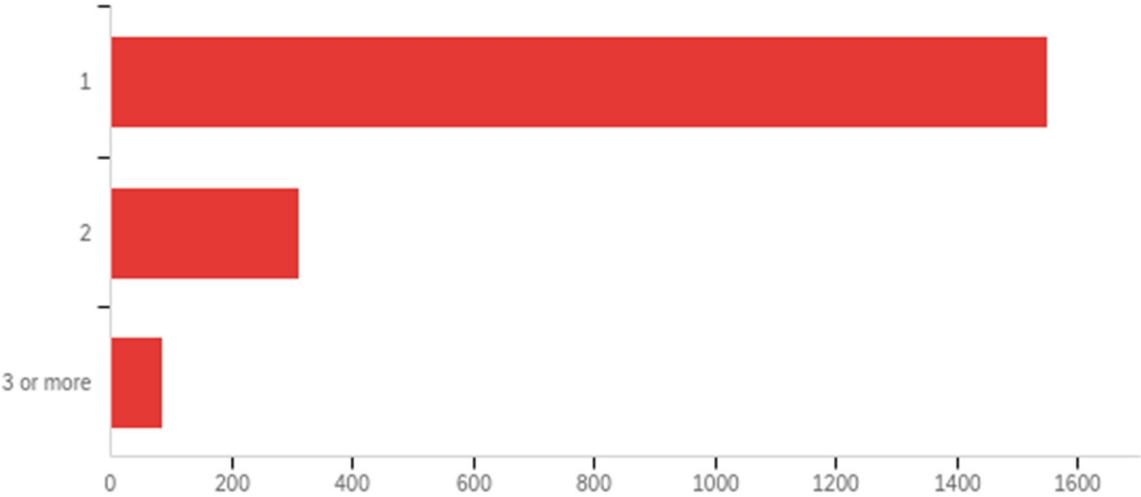


#	Field	Minimum	Maximum	Mean	Std Deviation	Variance	Count
1	Things were better when I was growing up.	1.00	5.00	2.17	1.06	1.13	2000
2	Life is better now than in the past.	1.00	5.00	3.18	1.26	1.58	2000
3	Over the course of my lifetime, the sense of community in the United States has declined.	1.00	5.00	2.08	1.00	1.00	2000

#	Question	Strongly agree		Agree		Neither agree nor disagree		Disagree		Strongly disagree		Total
1	Things were better when I was growing up.	31.25%	625	35.70%	714	21.00%	420	9.00%	180	3.05%	61	2000
2	Life is better now than in the past.	11.20%	224	20.30%	406	25.75%	515	24.80%	496	17.95%	359	2000

3	Over the course of my lifetime, the sense of community in the United States has declined.	31.95%	639	40.35%	807	18.60%	372	6.30%	126	2.80%	56	2000
---	---	--------	-----	--------	-----	--------	-----	-------	-----	-------	----	------

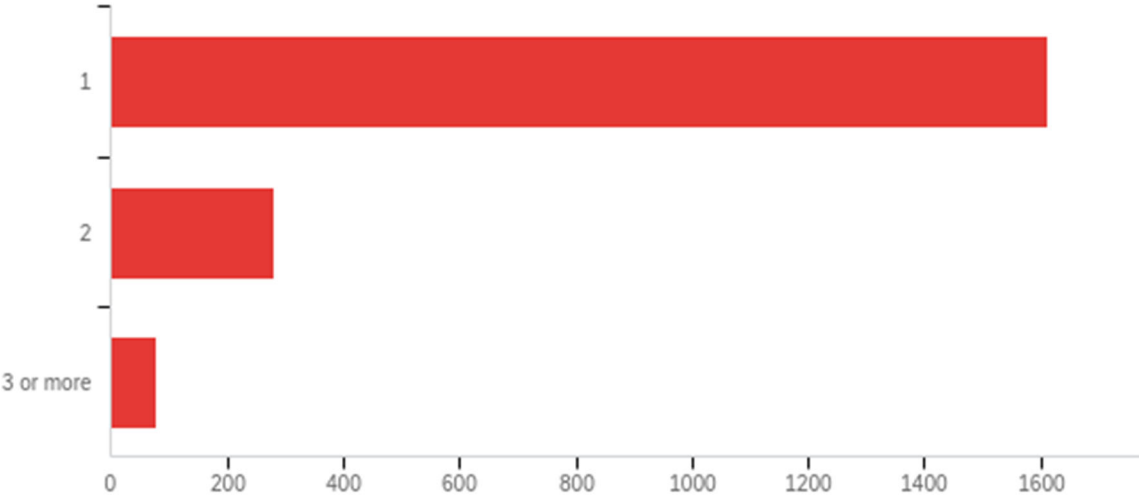
Q65 - How many men aged 18 years or older live in your household?



#	Field	Minimum	Maximum	Mean	Std Deviation	Variance	Count
1	How many men aged 18 years or older live in your household?	1.00	3.00	1.25	0.52	0.28	1950

#	Answer	%	Count
1	1	79.54%	1551
2	2	16.05%	313
3	3 or more	4.41%	86
	Total	100%	1950

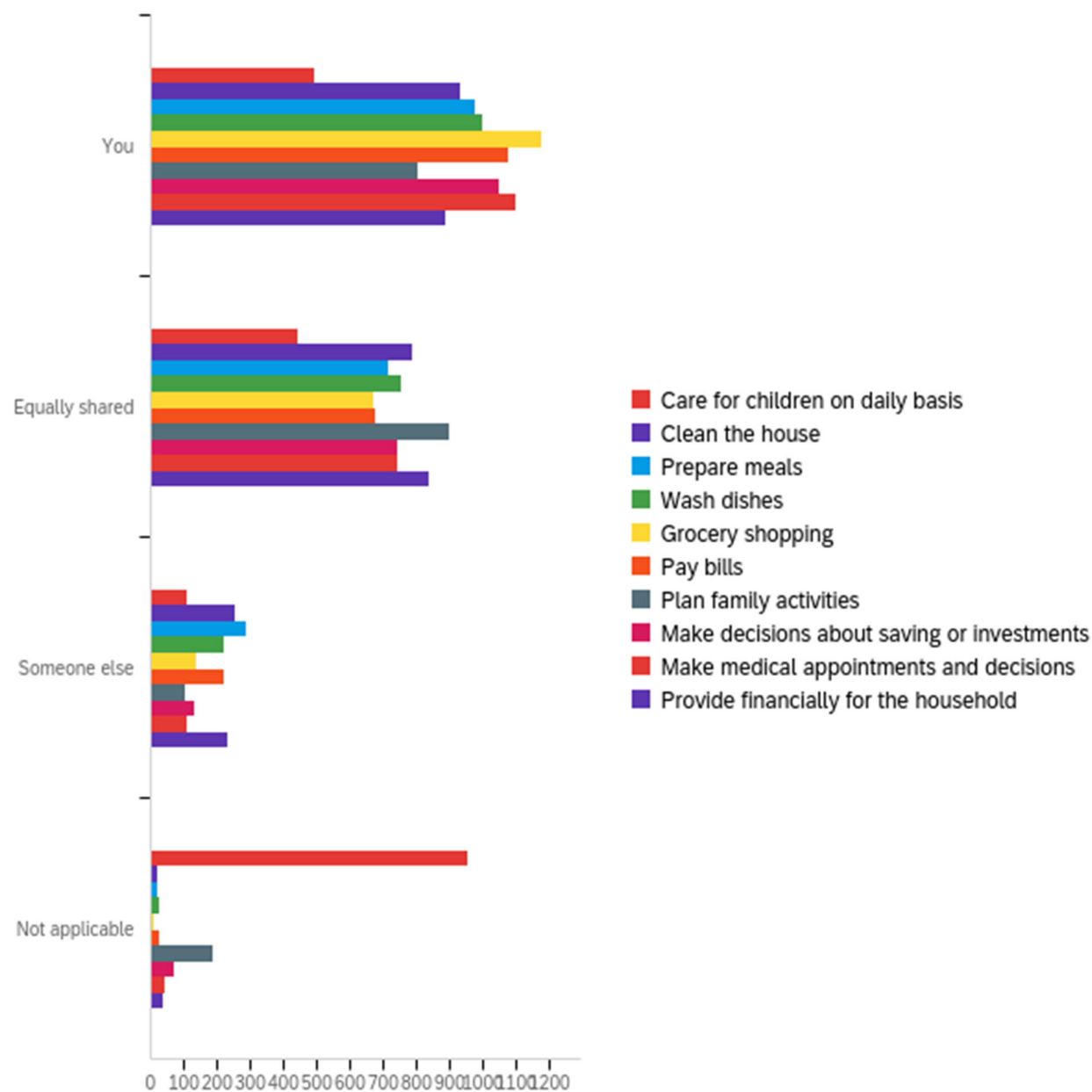
Q66 - How many women aged 18 years or older live in your household?



#	Field	Minimum	Maximum	Mean	Std Deviation	Variance	Count
1	How many women aged 18 years or older live in your household?	1.00	3.00	1.22	0.50	0.25	1970

#	Answer	%	Count
1	1	81.83%	1612
2	2	14.16%	279
3	3 or more	4.01%	79
	Total	100%	1970

Q67 - Who is most likely to have responsibility for each of the following tasks on a regular basis?




#	Field	Minimum	Maximum	Mean	Std Deviation	Variance	Count
1	Care for children on daily basis	1.00	4.00	2.76	1.28	1.63	1999
2	Clean the house	1.00	4.00	1.68	0.73	0.54	1999
3	Prepare meals	1.00	4.00	1.67	0.75	0.56	1999
4	Wash dishes	1.00	4.00	1.63	0.73	0.53	1998

5	Grocery shopping	1.00	4.00	1.49	0.65	0.42	1998
6	Pay bills	1.00	4.00	1.59	0.73	0.53	1998
7	Plan family activities	1.00	4.00	1.84	0.90	0.80	1998
8	Make decisions about saving or investments	1.00	4.00	1.61	0.77	0.59	1999
9	Make medical appointments and decisions	1.00	4.00	1.54	0.69	0.48	1999
10	Provide financially for the household	1.00	4.00	1.71	0.74	0.55	1998

#	Question	You		Equally shared		Someone else		Not applicable		Total
1	Care for children on daily basis	24.61%	492	22.26%	445	5.35%	107	47.77%	955	1999
2	Clean the house	46.67%	933	39.47%	789	12.81%	256	1.05%	21	1999
3	Prepare meals	48.92%	978	35.87%	717	14.31%	286	0.90%	18	1999
4	Wash dishes	50.05%	1000	37.69%	753	11.01%	220	1.25%	25	1998
5	Grocery shopping	59.11%	1181	33.58%	671	6.76%	135	0.55%	11	1998
6	Pay bills	54.05%	1080	33.83%	676	10.91%	218	1.20%	24	1998
7	Plan family activities	40.39%	807	45.05%	900	5.21%	104	9.36%	187	1998
8	Make decisions about saving or investments	52.58%	1051	37.22%	744	6.60%	132	3.60%	72	1999
9	Make medical appointments and decisions	55.18%	1103	37.37%	747	5.50%	110	1.95%	39	1999
10	Provide financially for the household	44.39%	887	42.04%	840	11.71%	234	1.85%	37	1998

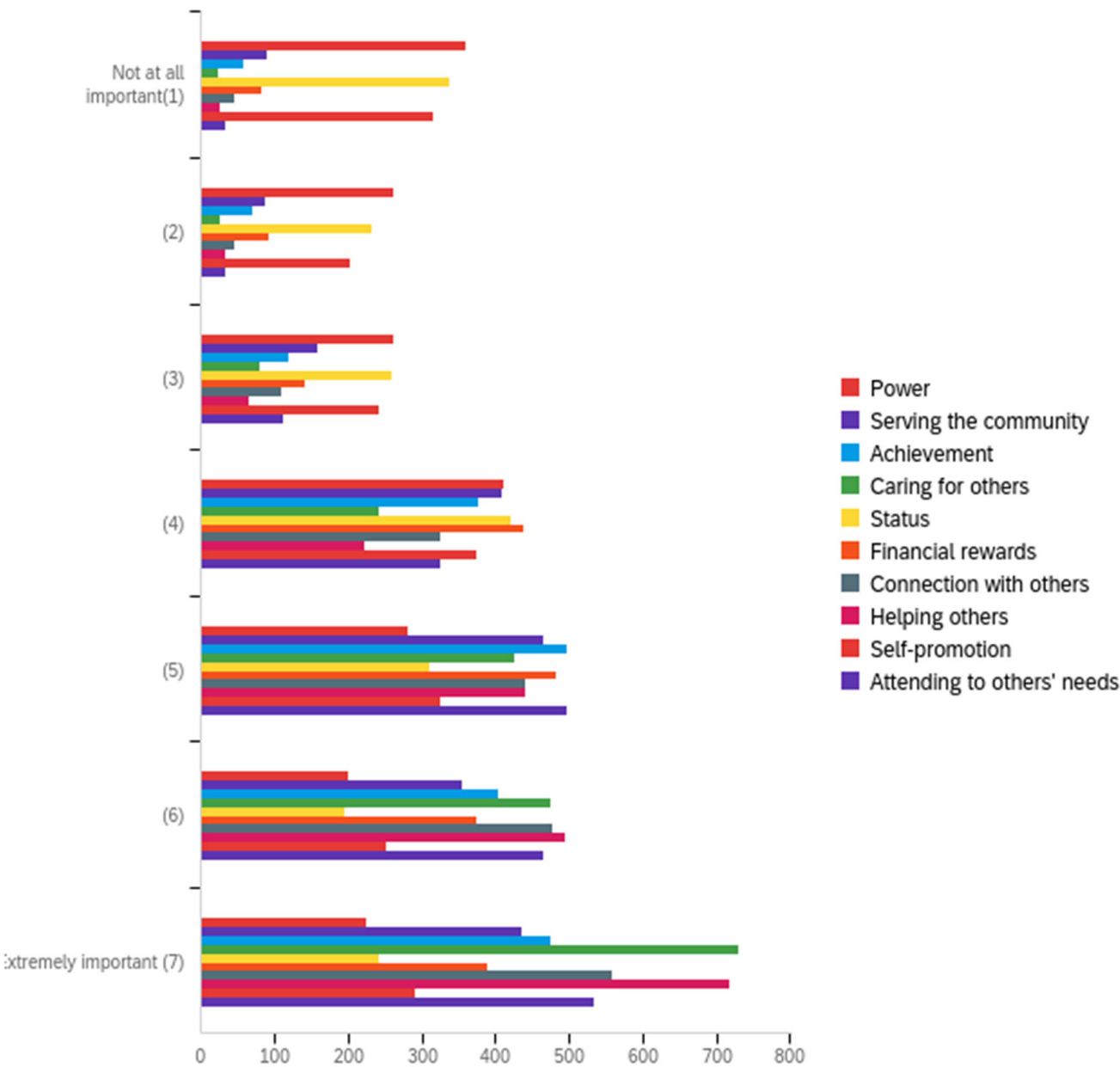
Q68 - Please tell us how much you agree or disagree with each of the statements below:



#	Field	Minimum	Maximum	Mean	Std Deviation	Variance	Count
1	Women should earn the same wages as their male counterparts.	1.00	5.00	1.78	0.94	0.88	1999
2	A woman's place is in the home.	1.00	5.00	3.73	1.25	1.55	1999
3	The news media have been showing more concern about the treatment of women than is warranted by women's actual experiences.	1.00	5.00	3.01	1.22	1.49	1999
4	Feminists are making unreasonable demands of men.	1.00	5.00	3.18	1.29	1.68	1998

#	Question	Strongly agree		Agree		Neither agree nor disagree		Disagree		Strongly disagree		Total
1	Women should earn the same wages as their male counterparts.	48.22%	964	32.62%	652	13.81%	276	3.50%	70	1.85%	37	1999
2	A woman's place is in the home.	7.05%	141	10.46%	209	21.36%	427	25.06%	501	36.07%	721	1999
3	The news media have been showing more concern about the treatment of women than is warranted by women's actual experiences.	12.26%	245	21.91%	438	33.22%	664	17.41%	348	15.21%	304	1999
4	Feminists are making unreasonable demands of men.	12.16%	243	19.42%	388	27.08%	541	20.82%	416	20.52%	410	1998

Q69 - Please rate how important each of the following kinds of goals is to you personally, using the scale below.

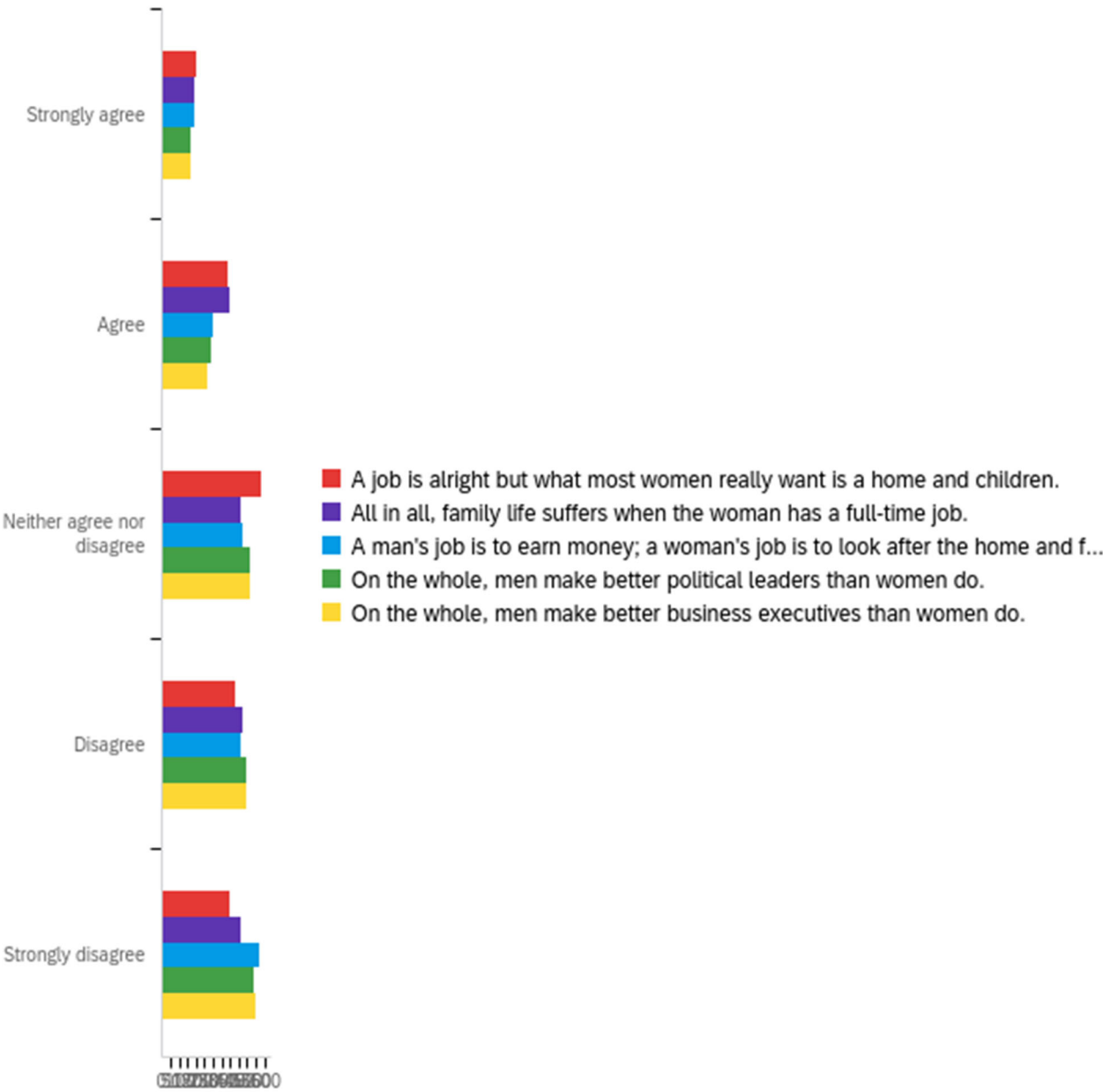


#	Field	Minimum	Maximum	Mean	Std Deviation	Variance	Count
1	Power	1.00	7.00	3.74	1.94	3.76	1999
2	Serving the community	1.00	7.00	4.94	1.64	2.68	2001
3	Achievement	1.00	7.00	5.15	1.53	2.34	2000
4	Caring for others	1.00	7.00	5.68	1.35	1.81	2001

5	Status	1.00	7.00	3.84	1.93	3.72	2000
6	Financial rewards	1.00	7.00	4.91	1.59	2.53	2001
7	Connection with others	1.00	7.00	5.37	1.47	2.16	2001
8	Helping others	1.00	7.00	5.69	1.34	1.81	2001
9	Self-promotion	1.00	7.00	4.05	1.98	3.91	2001
10	Attending to others' needs	1.00	7.00	5.38	1.40	1.95	2001

#	Question	Not at all important (1)		(2)		(3)		(4)		(5)		(6)		Extremely important (7)		Total
1	Power	18.01%	360	13.11%	262	13.11%	262	20.56%	411	14.01%	280	10.01%	200	11.21%	224	1999
2	Serving the community	4.45%	89	4.40%	88	7.90%	158	20.49%	410	23.24%	465	17.69%	354	21.84%	437	2001
3	Achievement	2.90%	58	3.50%	70	6.00%	120	18.80%	376	24.80%	496	20.20%	404	23.80%	476	2000
4	Caring for others	1.15%	23	1.30%	26	4.00%	80	12.09%	242	21.24%	425	23.74%	475	36.48%	730	2001
5	Status	16.90%	338	11.65%	233	13.00%	260	21.10%	422	15.50%	310	9.80%	196	12.05%	241	2000
6	Financial rewards	4.10%	82	4.60%	92	7.10%	142	21.89%	438	24.14%	483	18.69%	374	19.49%	390	2001
7	Connection with others	2.25%	45	2.25%	45	5.45%	109	16.29%	326	21.99%	440	23.89%	478	27.89%	558	2001
8	Helping others	1.30%	26	1.60%	32	3.30%	66	11.14%	223	22.04%	441	24.69%	494	35.93%	719	2001
9	Self-promotion	15.74%	315	10.09%	202	12.04%	241	18.74%	375	16.29%	326	12.59%	252	14.49%	290	2001
10	Attending to others' needs	1.65%	33	1.60%	32	5.60%	112	16.29%	326	24.84%	497	23.29%	466	26.74%	535	2001

Q70 - Please tell us how much you agree or disagree with each of the statements below:

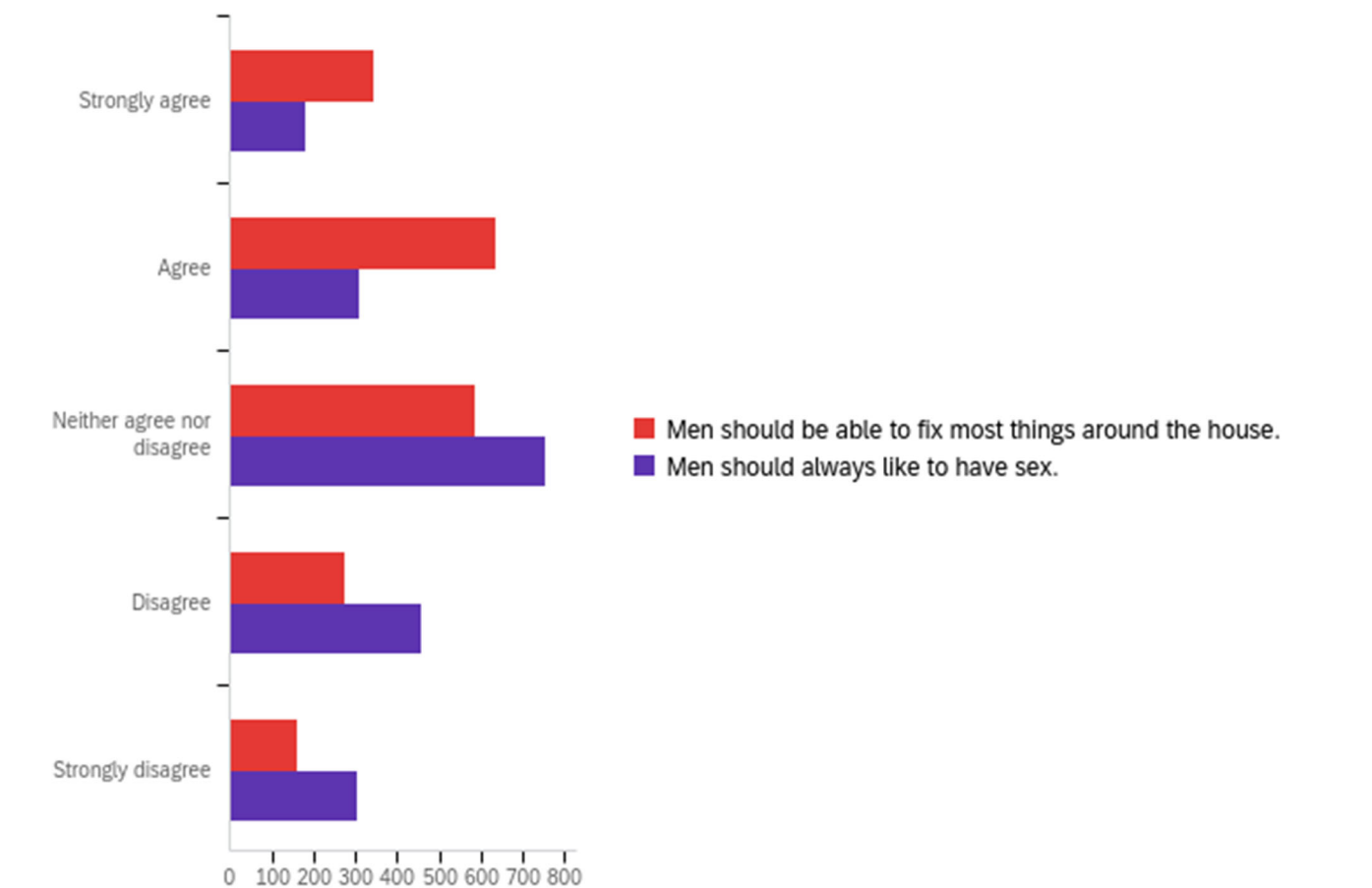


#	Field	Minimum	Maximum	Mean	Std Deviation	Variance	Count
1	A job is alright but what most women really want is a home and children.	1.00	5.00	3.21	1.25	1.56	1999
2	All in all, family life suffers when the woman has a full-time job.	1.00	5.00	3.32	1.29	1.66	1999
3	A man's job is to earn money; a woman's job is to look after the home and family.	1.00	5.00	3.46	1.30	1.69	1999
4	On the whole, men make better political leaders than women do.	1.00	5.00	3.48	1.25	1.57	1999

5	On the whole, men make better business executives than women do.	1.00	5.00	3.50	1.26	1.58	1999
---	--	------	------	------	------	------	------

#	Question	Strongly agree		Agree		Neither agree nor disagree		Disagree		Strongly disagree		Total
1	A job is alright but what most women really want is a home and children.	10.16%	203	19.51%	390	29.21%	584	21.46%	429	19.66%	393	1999
2	All in all, family life suffers when the woman has a full-time job.	9.65%	193	19.76%	395	23.31%	466	23.96%	479	23.31%	466	1999
3	A man's job is to earn money; a woman's job is to look after the home and family.	9.60%	192	15.11%	302	23.51%	470	23.41%	468	28.36%	567	1999
4	On the whole, men make better political leaders than women do.	8.20%	164	14.46%	289	25.66%	513	24.56%	491	27.11%	542	1999
5	On the whole, men make better business executives than women do.	8.50%	170	13.46%	269	25.71%	514	24.66%	493	27.66%	553	1999

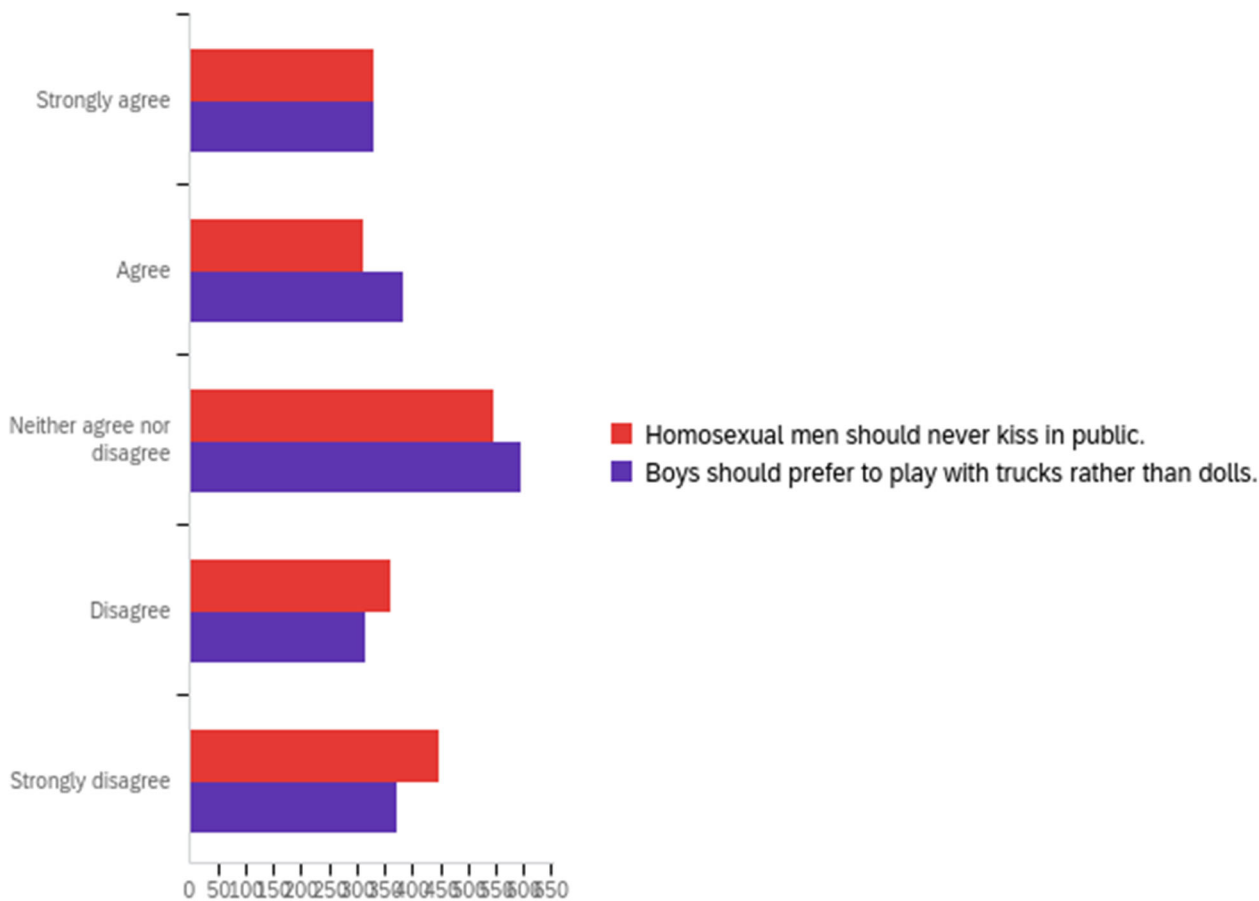
Q71 - Please tell us how much you agree or disagree with each of the statements below:



#	Field	Minimum	Maximum	Mean	Std Deviation	Variance	Count
1	Men should be able to fix most things around the house.	1.00	5.00	2.64	1.16	1.34	2000
2	Men should always like to have sex.	1.00	5.00	3.20	1.14	1.31	2000

#	Question	Strongly agree		Agree		Neither agree nor disagree		Disagree		Strongly disagree		Total
1	Men should be able to fix most things around the house.	17.15%	343	31.85%	637	29.25%	585	13.60%	272	8.15%	163	2000
2	Men should always like to have sex.	9.00%	180	15.40%	308	37.70%	754	22.75%	455	15.15%	303	2000

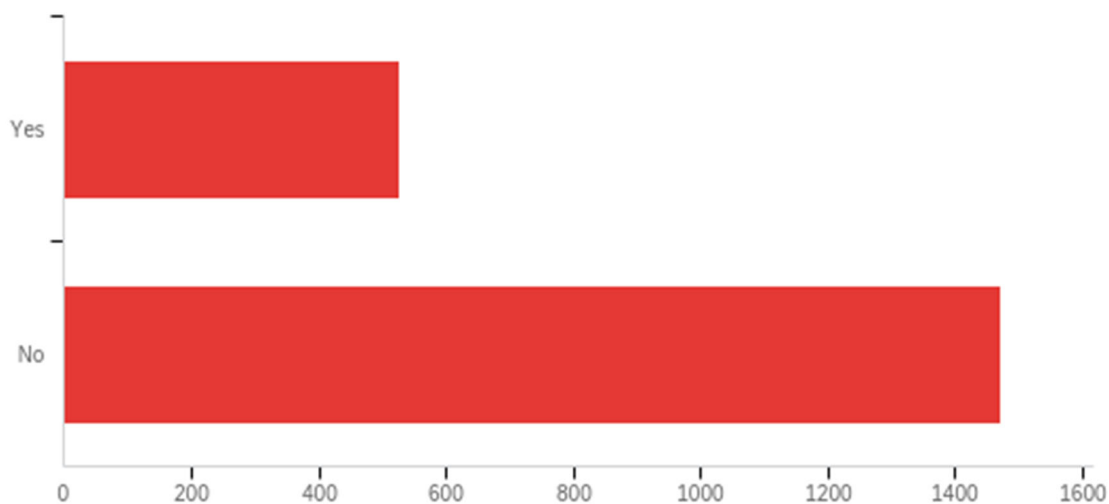
Q286 - Please tell us how much you agree or disagree with each of the statements below:



#	Field	Minimum	Maximum	Mean	Std Deviation	Variance	Count
1	Homosexual men should never kiss in public.	1.00	5.00	3.14	1.37	1.87	2000
2	Boys should prefer to play with trucks rather than dolls.	1.00	5.00	3.01	1.33	1.76	1999

#	Question	Strongly agree	Agree	Neither agree nor disagree	Disagree	Strongly disagree	Total
1	Homosexual men should never kiss in public.	16.45% 329	15.65% 313	27.40% 548	18.05% 361	22.45% 449	2000
2	Boys should prefer to play with trucks rather than dolls.	16.61% 332	19.21% 384	29.81% 596	15.81% 316	18.56% 371	1999

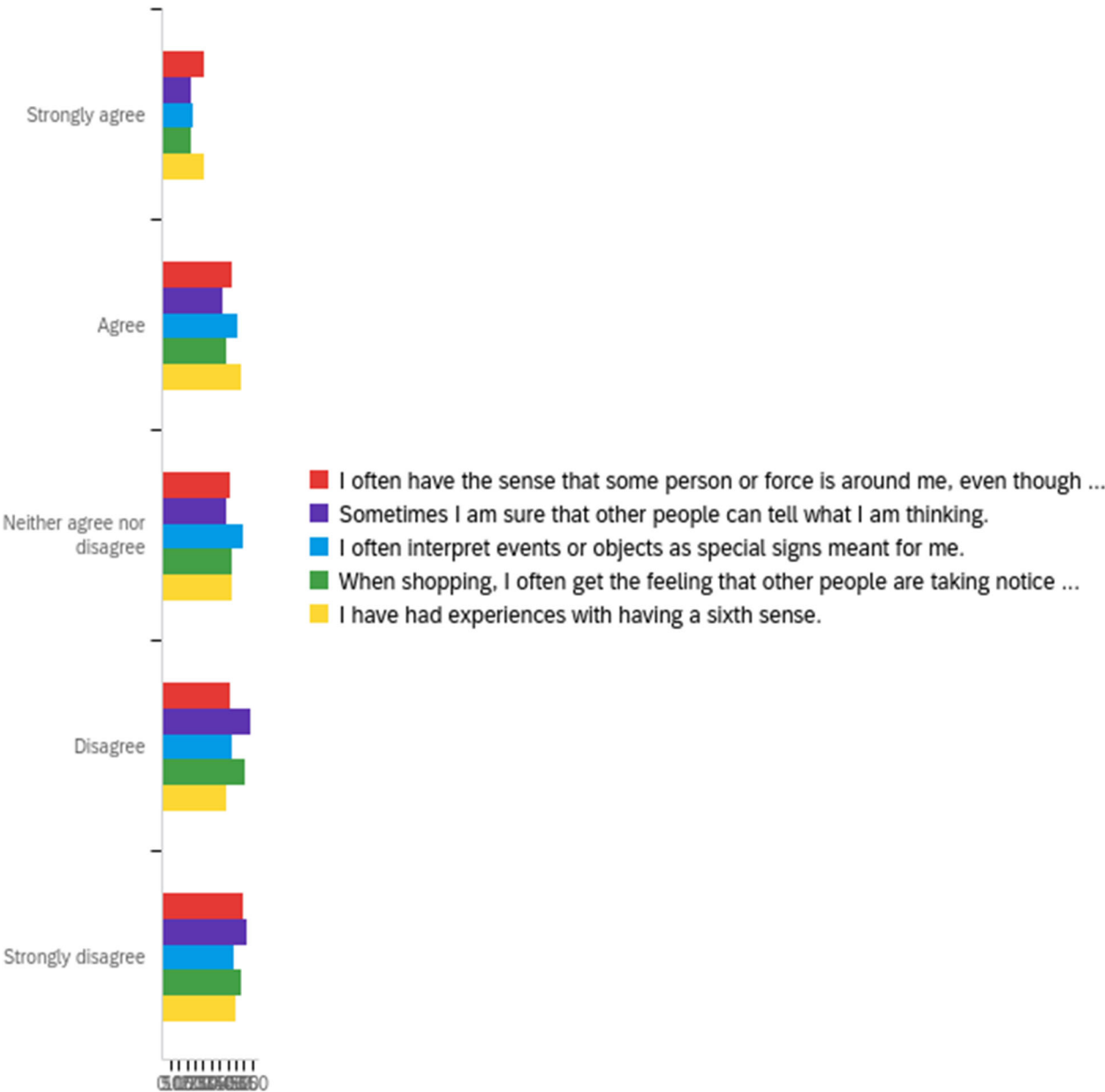
Q72 - I currently have, or am being treated for, a diagnosed mental illness, such as depression, bipolar disorder or something else.



#	Field	Minimum	Maximum	Mean	Std Deviation	Variance	Count
1	I currently have, or am being treated for, a diagnosed mental illness, such as depression, bipolar disorder or something else.	1.00	2.00	1.74	0.44	0.19	1999

#	Answer	%	Count
1	Yes	26.36%	527
2	No	73.64%	1472
	Total	100%	1999

Q73 - Please tell us how much you agree or disagree with each of the statements below:

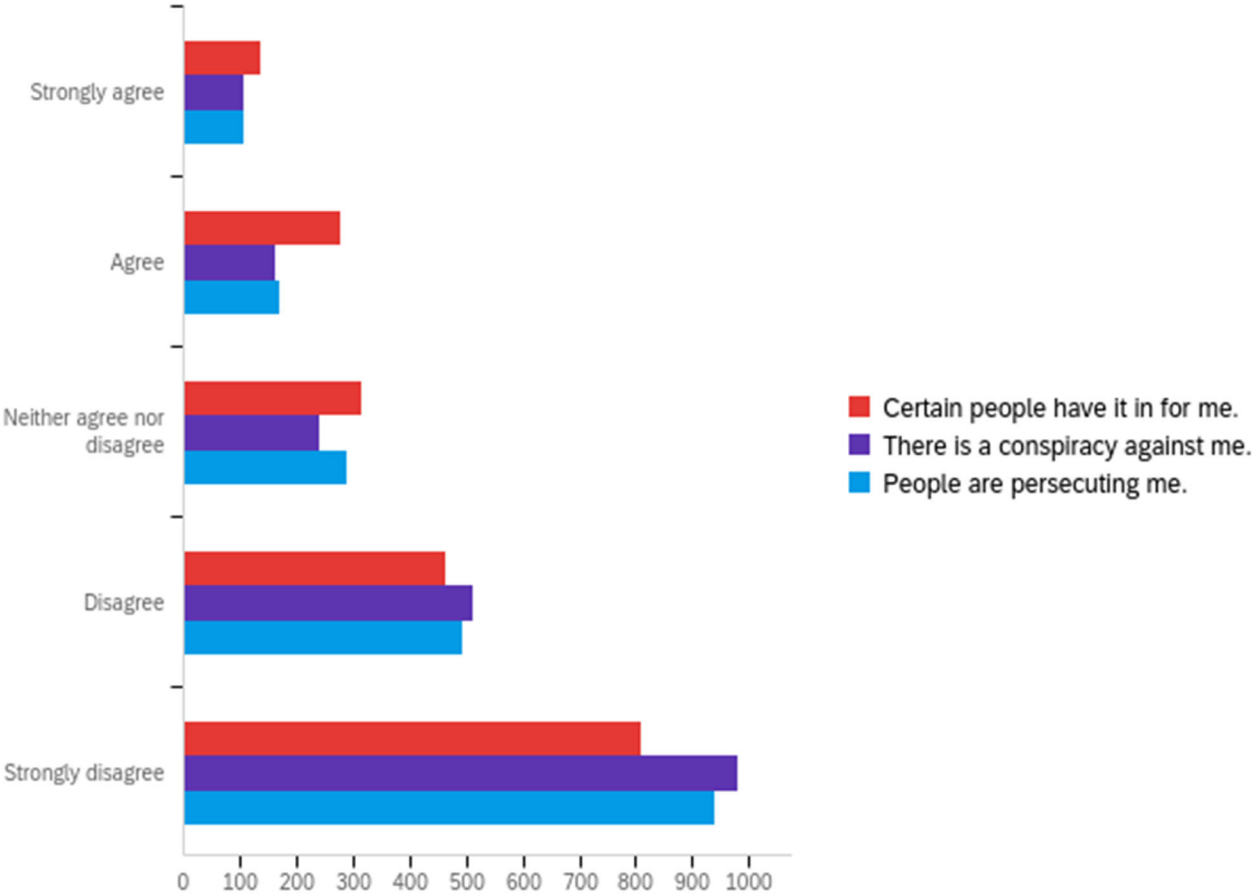


#	Field	Minimum	Maximum	Mean	Std Deviation	Variance	Count
1	I often have the sense that some person or force is around me, even though I cannot see anyone.	1.00	5.00	3.23	1.37	1.87	1999
2	Sometimes I am sure that other people can tell what I am thinking.	1.00	5.00	3.43	1.29	1.67	1999
3	I often interpret events or objects as special signs meant for me.	1.00	5.00	3.24	1.28	1.63	1999
4	When shopping, I often get the feeling that other people are taking notice of me.	1.00	5.00	3.37	1.29	1.65	1999

5	I have had experiences with having a sixth sense.	1.00	5.00	3.14	1.35	1.83	1999
---	---	------	------	------	------	------	------

#	Question	Strongly agree		Agree		Neither agree nor disagree		Disagree		Strongly disagree		Total
1	I often have the sense that some person or force is around me, even though I cannot see anyone.	12.86%	257	21.26%	425	20.66%	413	20.61%	412	24.61%	492	1999
2	Sometimes I am sure that other people can tell what I am thinking.	8.85%	177	18.51%	370	19.61%	392	26.91%	538	26.11%	522	1999
3	I often interpret events or objects as special signs meant for me.	9.20%	184	22.86%	457	24.76%	495	21.11%	422	22.06%	441	1999
4	When shopping, I often get the feeling that other people are taking notice of me.	8.90%	178	19.81%	396	21.26%	425	25.61%	512	24.41%	488	1999
5	I have had experiences with having a sixth sense.	12.96%	259	24.11%	482	21.11%	422	19.46%	389	22.36%	447	1999

Q74 - Please tell us how much you agree or disagree with each of the statements below:

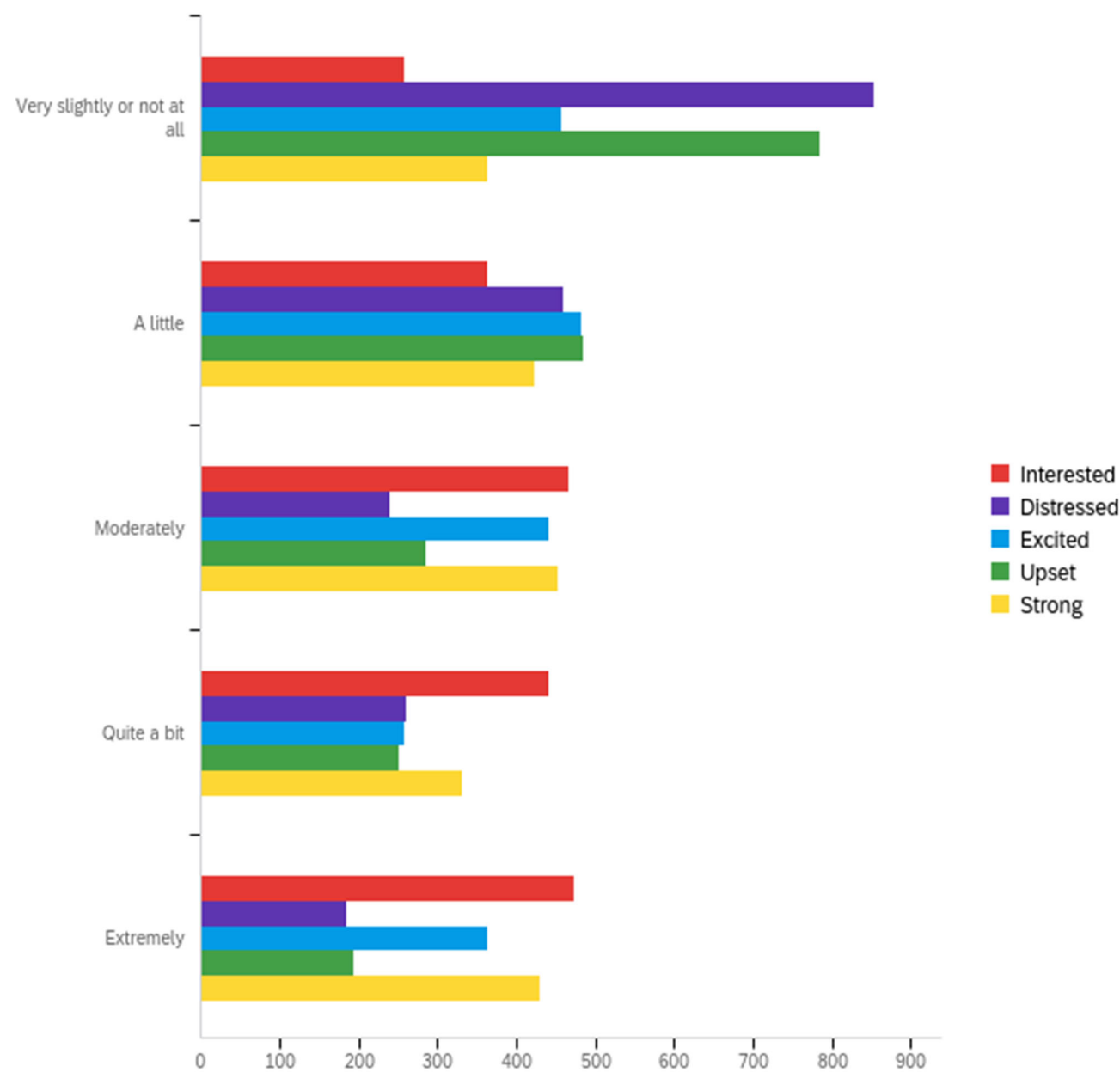


#	Field	Minimum	Maximum	Mean	Std Deviation	Variance	Count
1	Certain people have it in for me.	1.00	5.00	3.77	1.29	1.67	1998
2	There is a conspiracy against me.	1.00	5.00	4.05	1.19	1.41	2000
3	People are persecuting me.	1.00	5.00	3.99	1.20	1.44	2000

#	Question	Strongly agree		Agree		Neither agree nor disagree		Disagree		Strongly disagree		Total
1	Certain people have it in for me.	6.76%	135	13.81%	276	15.72%	314	23.27%	465	40.44%	808	1998
2	There is a conspiracy against me.	5.35%	107	8.10%	162	12.00%	240	25.60%	512	48.95%	979	2000

3	People are persecuting me.	5.35%	107	8.55%	171	14.45%	289	24.70%	494	46.95%	939	2000
---	----------------------------------	-------	-----	-------	-----	--------	-----	--------	-----	--------	-----	------

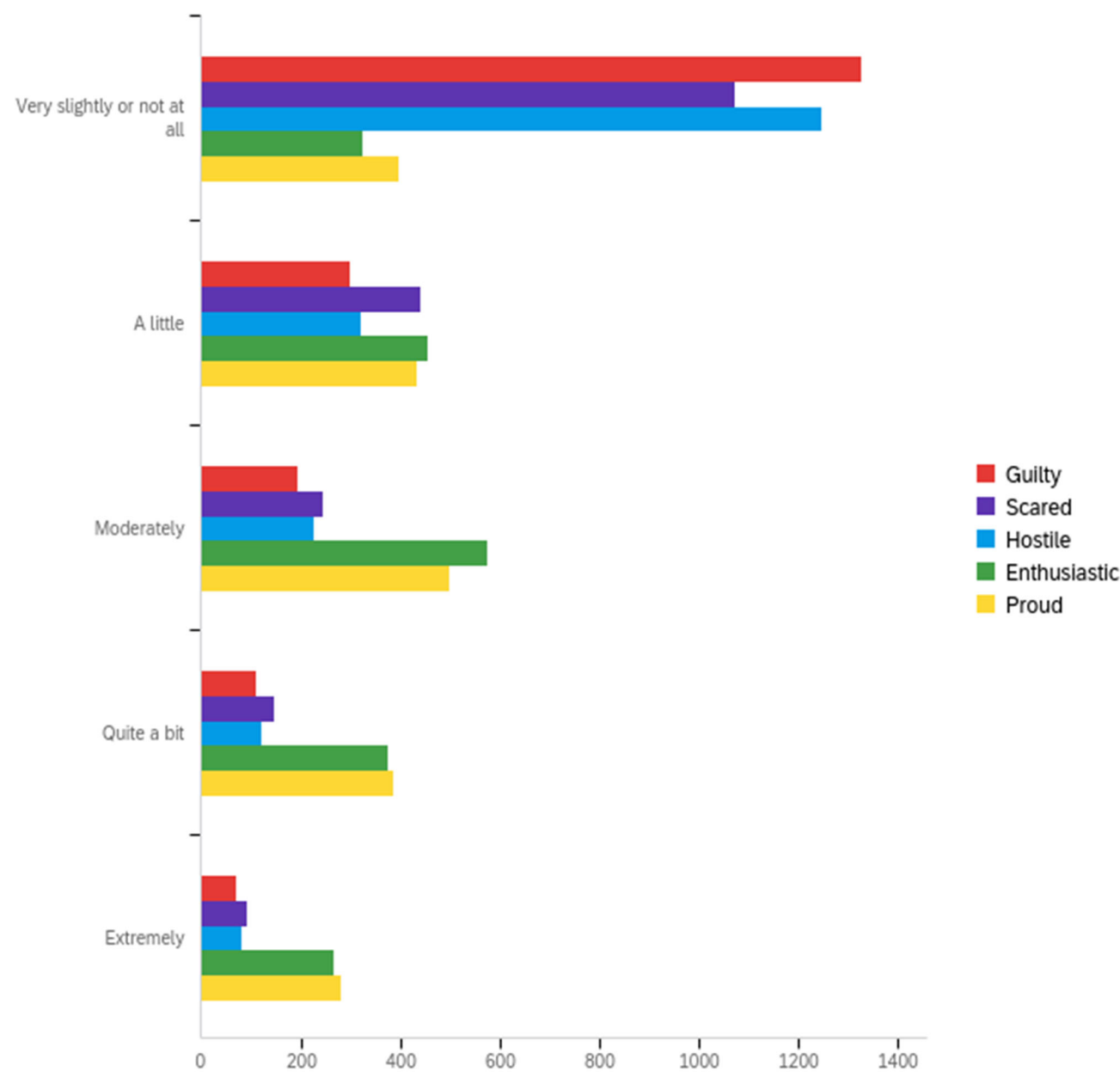
Q75 - Indicate the extent you have felt this way over the past week.



#	Field	Minimum	Maximum	Mean	Std Deviation	Variance	Count
1	Interested	1.00	5.00	3.25	1.34	1.80	2000
2	Distressed	1.00	5.00	2.23	1.36	1.85	2000
3	Excited	1.00	5.00	2.79	1.40	1.97	1998
4	Upset	1.00	5.00	2.29	1.35	1.82	1999
5	Strong	1.00	5.00	3.02	1.40	1.96	1999

#	Question	Very slightly or not at all		A little		Moderately		Quite a bit		Extremely		Total
1	Interested	12.90%	258	18.10%	362	23.30%	466	22.00%	440	23.70%	474	2000
2	Distressed	42.70%	854	23.00%	460	12.00%	240	13.05%	261	9.25%	185	2000
3	Excited	22.82%	456	24.12%	482	22.02%	440	12.86%	257	18.17%	363	1998
4	Upset	39.27%	785	24.21%	484	14.31%	286	12.56%	251	9.65%	193	1999
5	Strong	18.21%	364	21.11%	422	22.61%	452	16.61%	332	21.46%	429	1999

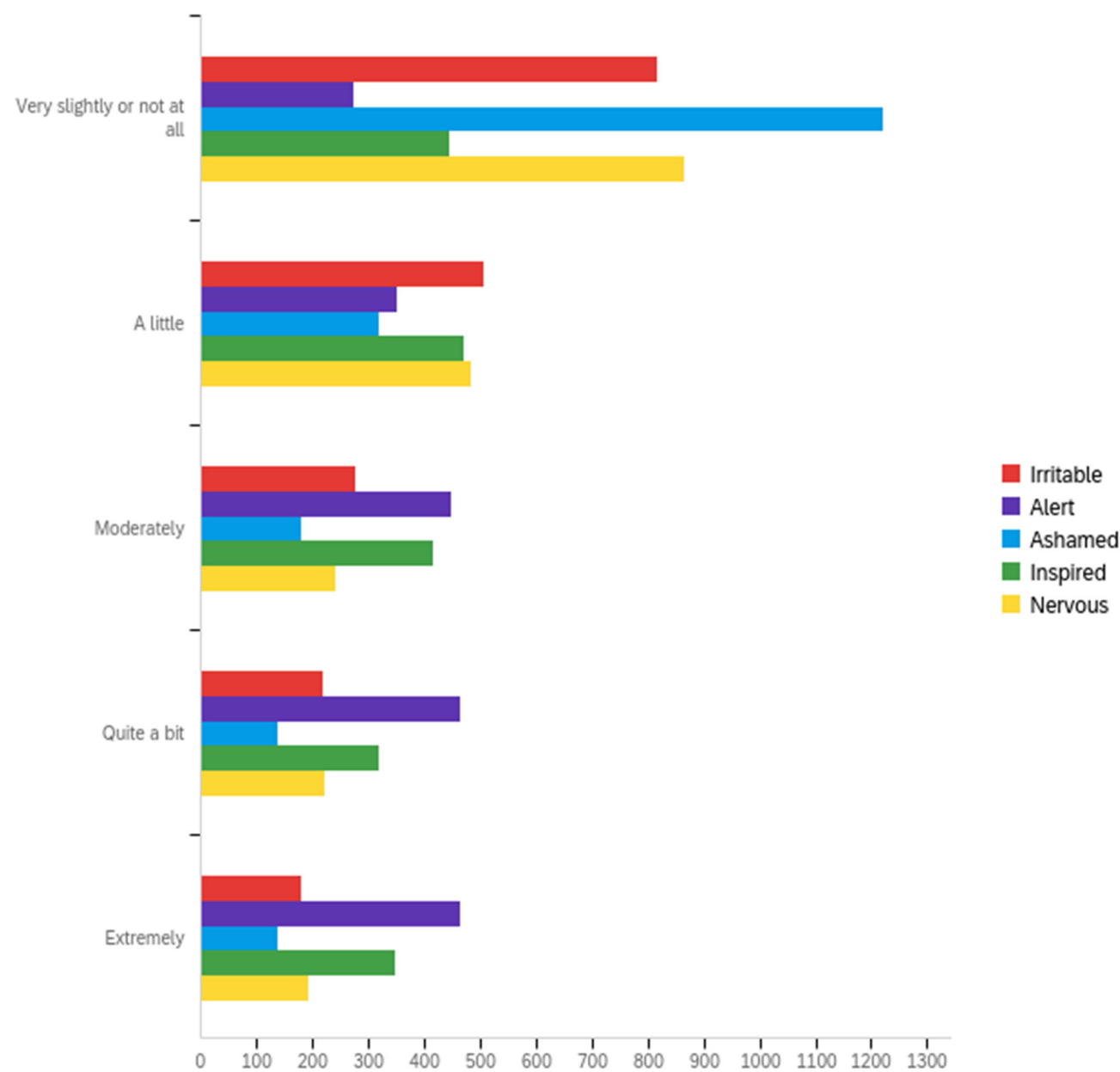
Q288 - Indicate the extent you have felt this way over the past week.



#	Field	Minimum	Maximum	Mean	Std Deviation	Variance	Count
1	Guilty	1.00	5.00	1.65	1.08	1.16	1998
2	Scared	1.00	5.00	1.87	1.16	1.36	1998
3	Hostile	1.00	5.00	1.74	1.13	1.28	1998
4	Enthusiastic	1.00	5.00	2.90	1.26	1.59	1999
5	Proud	1.00	5.00	2.86	1.32	1.75	1999

#	Question	Very slightly or not at all		A little		Moderately		Quite a bit		Extremely		Total
1	Guilty	66.37%	1326	15.07%	301	9.66%	193	5.46%	109	3.45%	69	1998
2	Scared	53.70%	1073	22.07%	441	12.21%	244	7.36%	147	4.65%	93	1998
3	Hostile	62.36%	1246	16.02%	320	11.36%	227	6.16%	123	4.10%	82	1998
4	Enthusiastic	16.31%	326	22.86%	457	28.81%	576	18.71%	374	13.31%	266	1999
5	Proud	19.86%	397	21.76%	435	24.91%	498	19.41%	388	14.06%	281	1999

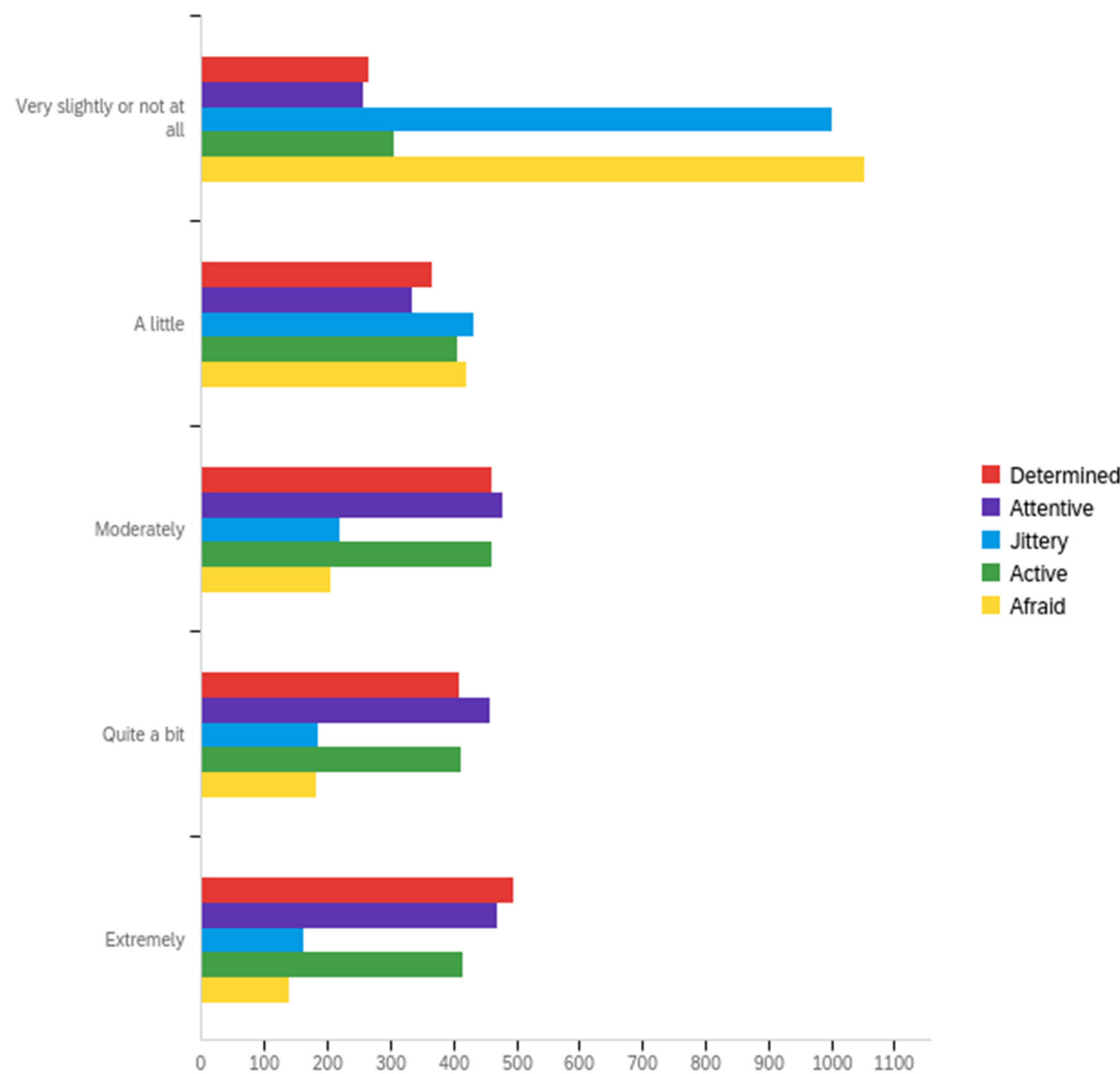
Q289 - Indicate the extent you have felt this way over the past week.



#	Field	Minimum	Maximum	Mean	Std Deviation	Variance	Count
1	Irritable	1.00	5.00	2.22	1.32	1.75	1998
2	Alert	1.00	5.00	3.25	1.35	1.82	1999
3	Ashamed	1.00	5.00	1.82	1.25	1.57	1998
4	Inspired	1.00	5.00	2.83	1.40	1.95	1999
5	Nervous	1.00	5.00	2.20	1.35	1.82	1998

#	Question	Very slightly or not at all		A little		Moderately		Quite a bit		Extremely		Total
1	Irritable	40.94%	818	25.33%	506	13.76%	275	10.91%	218	9.06%	181	1998
2	Alert	13.71%	274	17.51%	350	22.41%	448	23.16%	463	23.21%	464	1999
3	Ashamed	61.16%	1222	16.02%	320	9.06%	181	6.81%	136	6.96%	139	1998
4	Inspired	22.21%	444	23.56%	471	20.81%	416	16.01%	320	17.41%	348	1999
5	Nervous	43.24%	864	24.12%	482	12.01%	240	11.06%	221	9.56%	191	1998

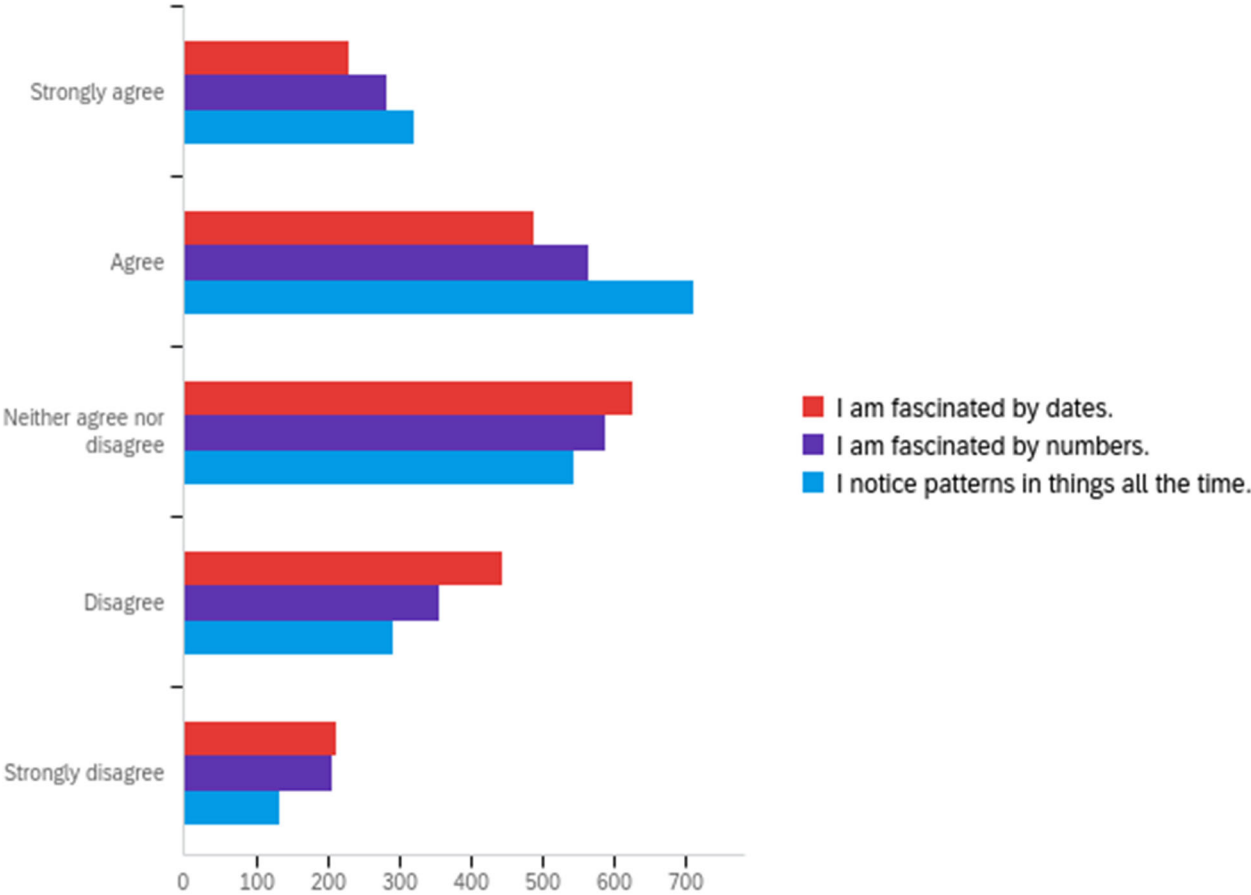
Q290 - Indicate the extent you have felt this way over the past week.



#	Field	Minimum	Maximum	Mean	Std Deviation	Variance	Count
1	Determined	1.00	5.00	3.25	1.36	1.85	2000
2	Attentive	1.00	5.00	3.27	1.33	1.78	1999
3	Jittery	1.00	5.00	2.04	1.31	1.71	1999
4	Active	1.00	5.00	3.11	1.36	1.84	2000
5	Afraid	1.00	5.00	1.96	1.27	1.61	1999

#	Question	Very slightly or not at all		A little		Moderately		Quite a bit		Extremely		Total
1	Determined	13.35%	267	18.35%	367	23.10%	462	20.45%	409	24.75%	495	2000
2	Attentive	12.86%	257	16.81%	336	23.86%	477	22.96%	459	23.51%	470	1999
3	Jittery	50.03%	1000	21.56%	431	11.06%	221	9.25%	185	8.10%	162	1999
4	Active	15.25%	305	20.35%	407	23.05%	461	20.60%	412	20.75%	415	2000
5	Afraid	52.73%	1054	21.06%	421	10.26%	205	9.05%	181	6.90%	138	1999

Q76 - Please tell us how much you agree or disagree with each of the statements below:

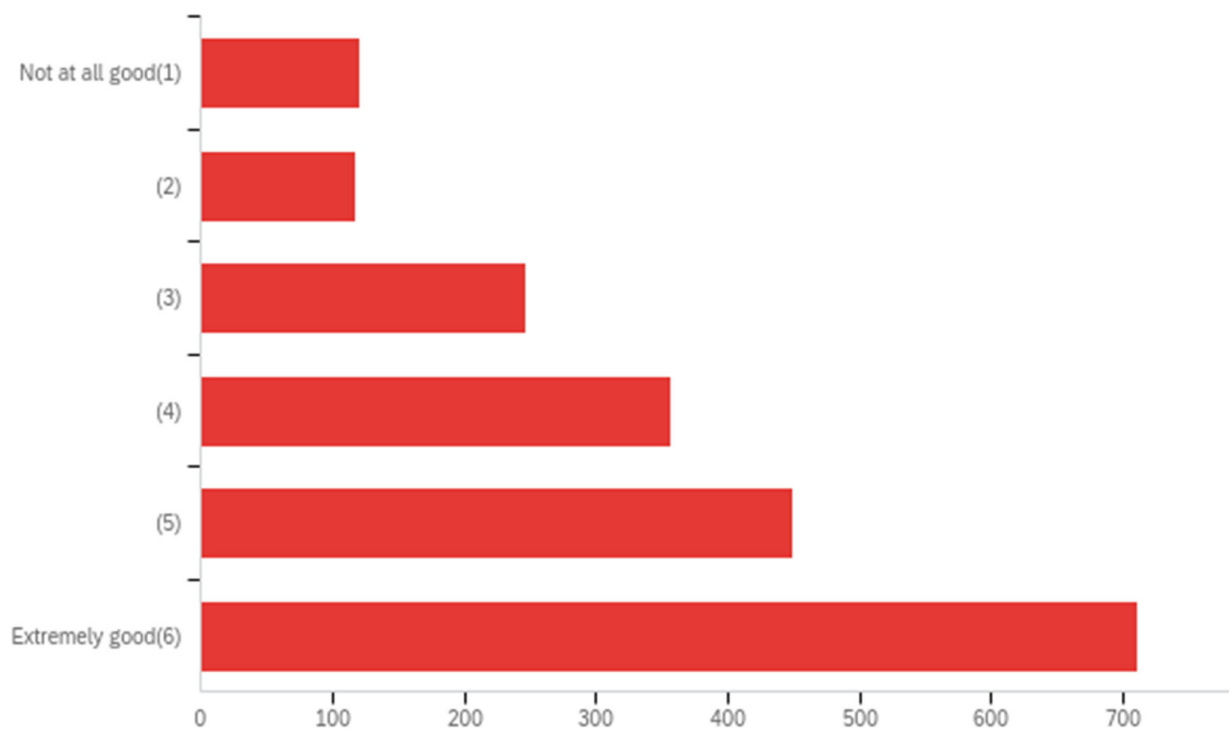


#	Field	Minimum	Maximum	Mean	Std Deviation	Variance	Count
1	I am fascinated by dates.	1.00	5.00	2.96	1.16	1.35	1999
2	I am fascinated by numbers.	1.00	5.00	2.82	1.19	1.41	1998
3	I notice patterns in things all the time.	1.00	5.00	2.60	1.12	1.25	1999

#	Question	Strongly agree	Agree	Neither agree nor disagree	Disagree	Strongly disagree	Total
1	I am fascinated by dates.	11.46% 229	24.36% 487	31.27% 625	22.26% 445	10.66% 213	1999
2	I am fascinated by numbers.	14.16% 283	28.23% 564	29.38% 587	17.87% 357	10.36% 207	1998
3	I notice patterns in	16.01% 320	35.57% 711	27.16% 543	14.56% 291	6.70% 134	1999

things all the
time.

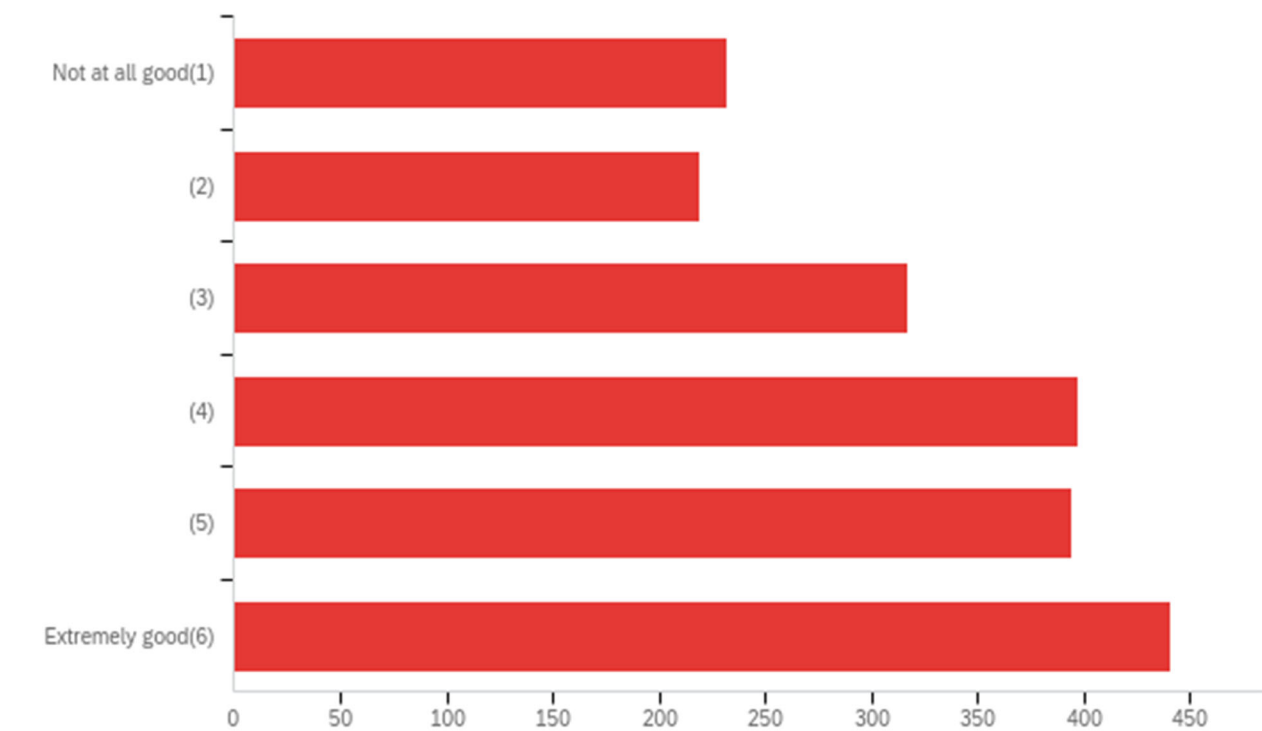
Q77 - How good are you at figuring out how much a shirt will cost if it is 25% off?



#	Field	Minimum	Maximum	Mean	Std Deviation	Variance	Count
1	How good are you at figuring out how much a shirt will cost if it is 25% off?	1.00	6.00	4.51	1.51	2.28	2001

#	Answer	%	Count
1	Not at all good (1)	6.05%	121
2	(2)	5.85%	117
3	(3)	12.29%	246
4	(4)	17.79%	356
5	(5)	22.49%	450
6	Extremely good (6)	35.53%	711
	Total	100%	2001

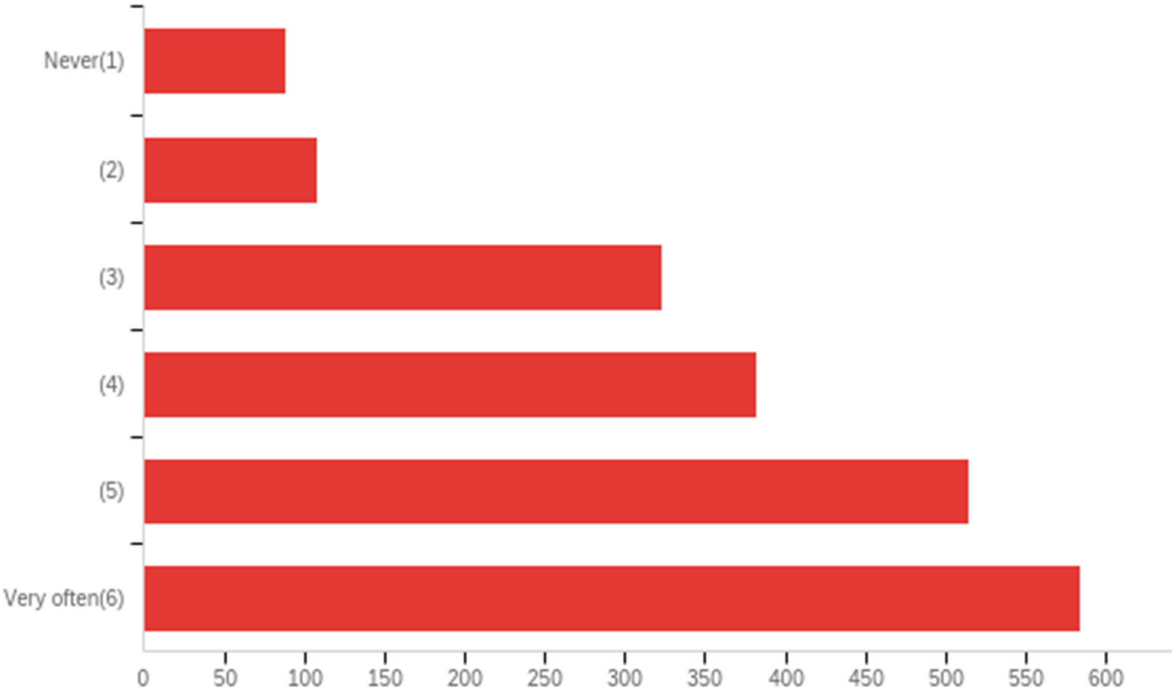
Q78 - How good are you at working with fractions?



#	Field	Minimum	Maximum	Mean	Std Deviation	Variance	Count
1	How good are you at working with fractions?	1.00	6.00	3.91	1.65	2.71	2001

#	Answer	%	Count
1	Not at all good (1)	11.59%	232
2	(2)	10.94%	219
3	(3)	15.84%	317
4	(4)	19.84%	397
5	(5)	19.74%	395
6	Extremely good (6)	22.04%	441
	Total	100%	2001

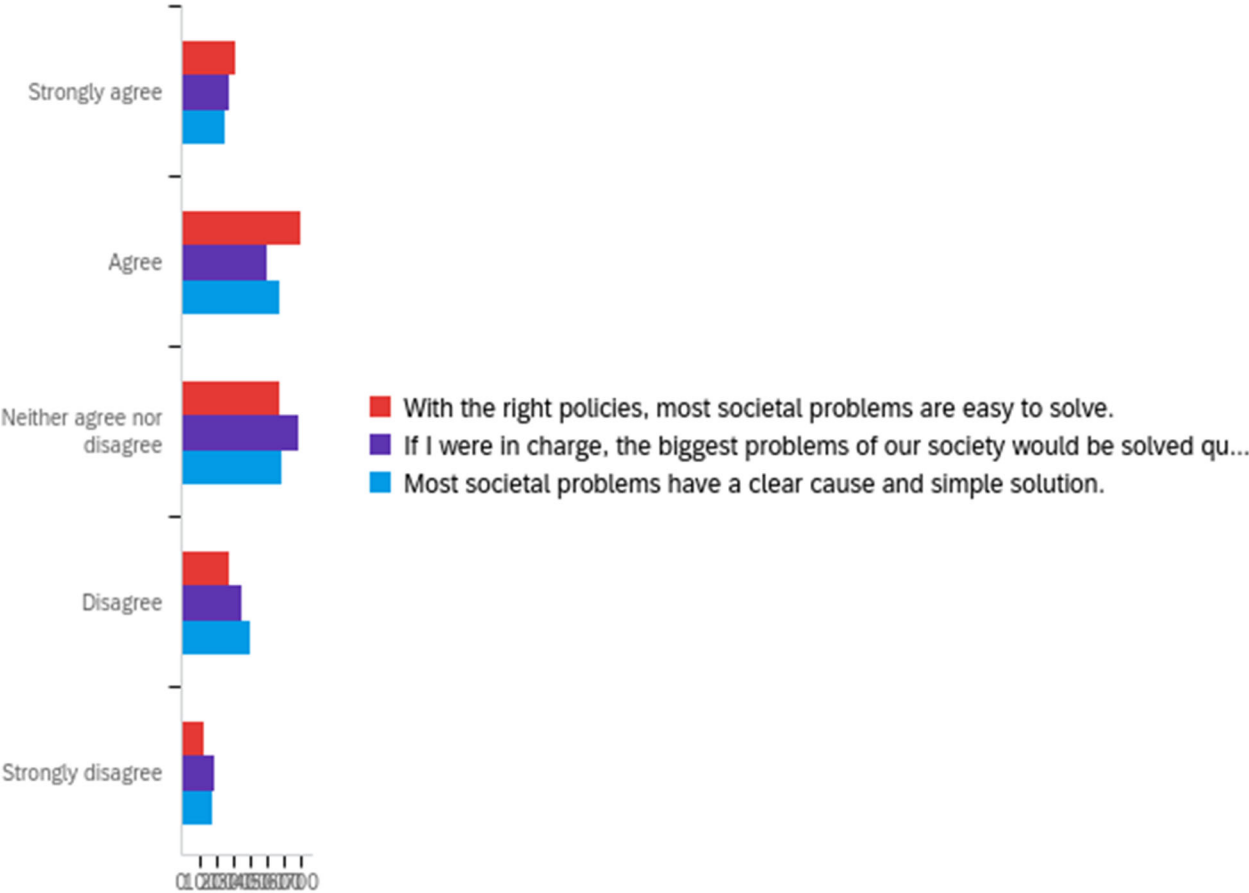
Q79 - How often do you find numerical information to be useful?



#	Field	Minimum	Maximum	Mean	Std Deviation	Variance	Count
1	How often do you find numerical information to be useful?	1.00	6.00	4.44	1.42	2.01	2000

#	Answer	%	Count
1	Never (1)	4.40%	88
2	(2)	5.40%	108
3	(3)	16.15%	323
4	(4)	19.10%	382
5	(5)	25.75%	515
6	Very often (6)	29.20%	584
	Total	100%	2000

Q80 - Please tell us how much you agree or disagree with each of the statements below:

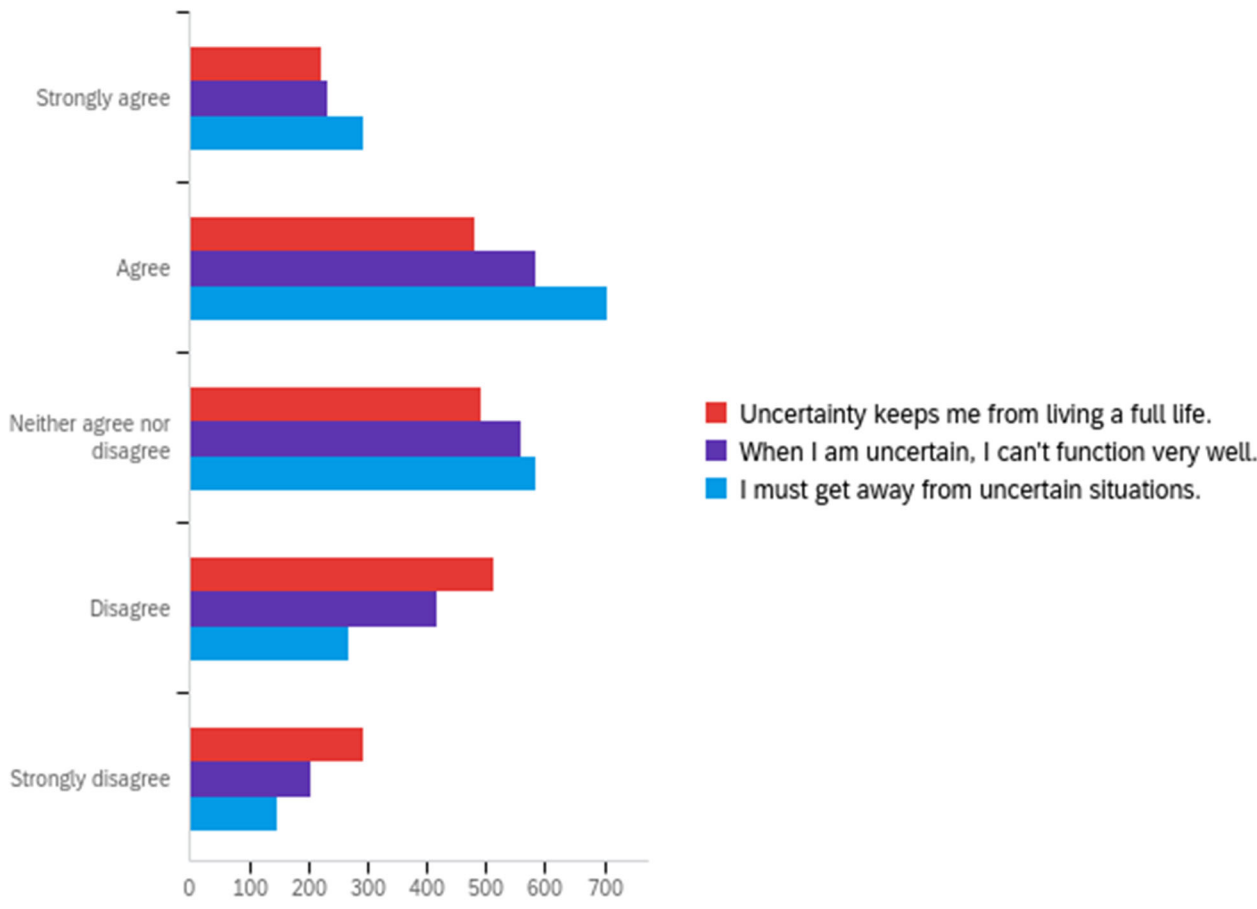


#	Field	Minimum	Maximum	Mean	Std Deviation	Variance	Count
1	With the right policies, most societal problems are easy to solve.	1.00	5.00	2.59	1.10	1.21	2000
2	If I were in charge, the biggest problems of our society would be solved quickly.	1.00	5.00	2.83	1.16	1.33	2000
3	Most societal problems have a clear cause and simple solution.	1.00	5.00	2.83	1.15	1.33	2000

#	Question	Strongly agree		Agree		Neither agree nor disagree		Disagree		Strongly disagree		Total
1	With the right policies, most societal problems are easy to solve.	15.95%	319	35.05%	701	28.90%	578	13.85%	277	6.25%	125	2000

2	If I were in charge, the biggest problems of our society would be solved quickly.	14.20%	284	24.90%	498	34.10%	682	17.50%	350	9.30%	186	2000
3	Most societal problems have a clear cause and simple solution.	12.90%	258	28.80%	576	29.25%	585	20.30%	406	8.75%	175	2000

Q81 - Please tell us how much you agree or disagree with each of the statements below:

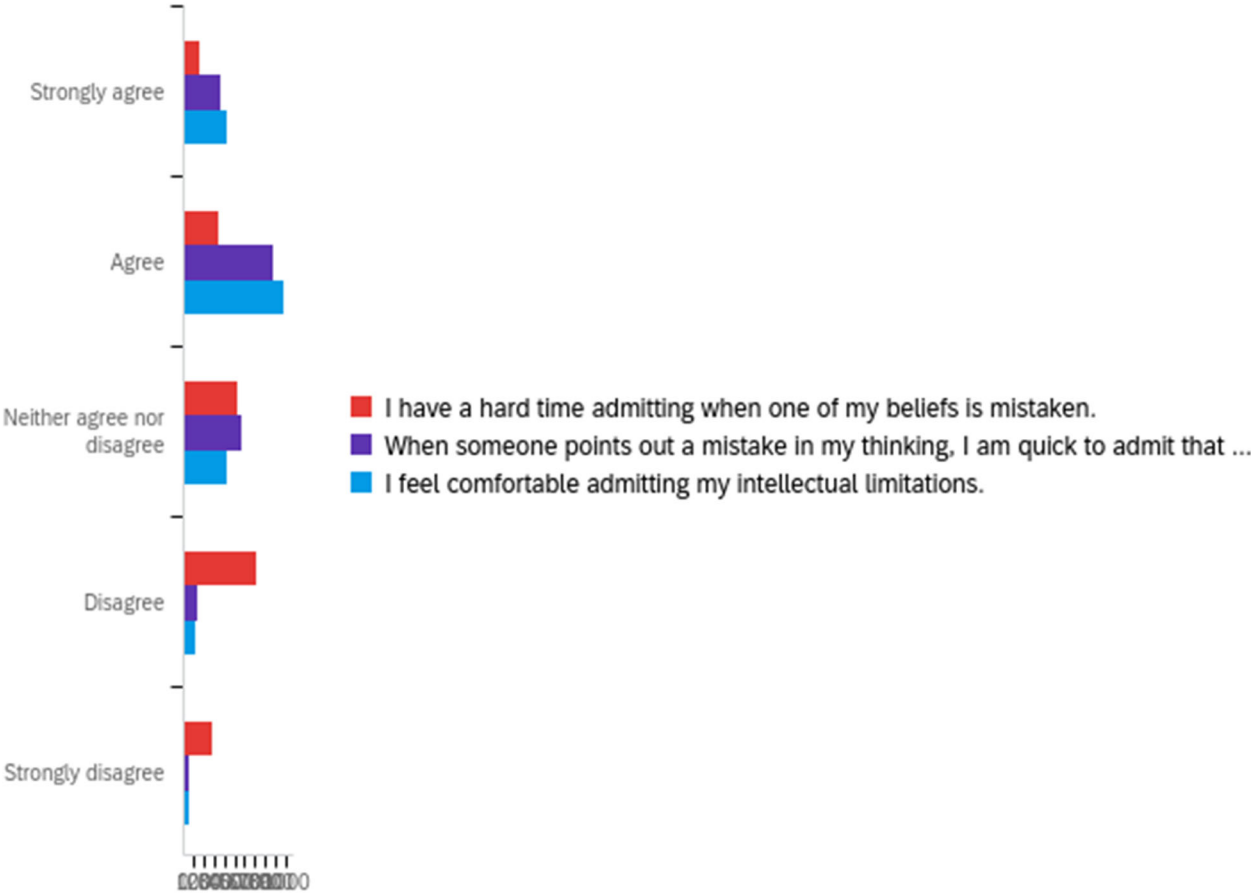


#	Field	Minimum	Maximum	Mean	Std Deviation	Variance	Count
1	Uncertainty keeps me from living a full life.	1.00	5.00	3.09	1.23	1.52	2001
2	When I am uncertain, I can't function very well.	1.00	5.00	2.89	1.17	1.36	2000
3	I must get away from uncertain situations.	1.00	5.00	2.64	1.11	1.24	2001

#	Question	Strongly agree		Agree		Neither agree nor disagree		Disagree		Strongly disagree		Total
1	Uncertainty keeps me from living a full life.	11.04%	221	24.09%	482	24.54%	491	25.69%	514	14.64%	293	2001
2	When I am uncertain, I	11.65%	233	29.20%	584	28.05%	561	20.95%	419	10.15%	203	2000

	can't function very well.											
3	I must get away from uncertain situations.	14.69%	294	35.23%	705	29.29%	586	13.34%	267	7.45%	149	2001

Q82 - Please tell us how much you agree or disagree with each of the statements below:

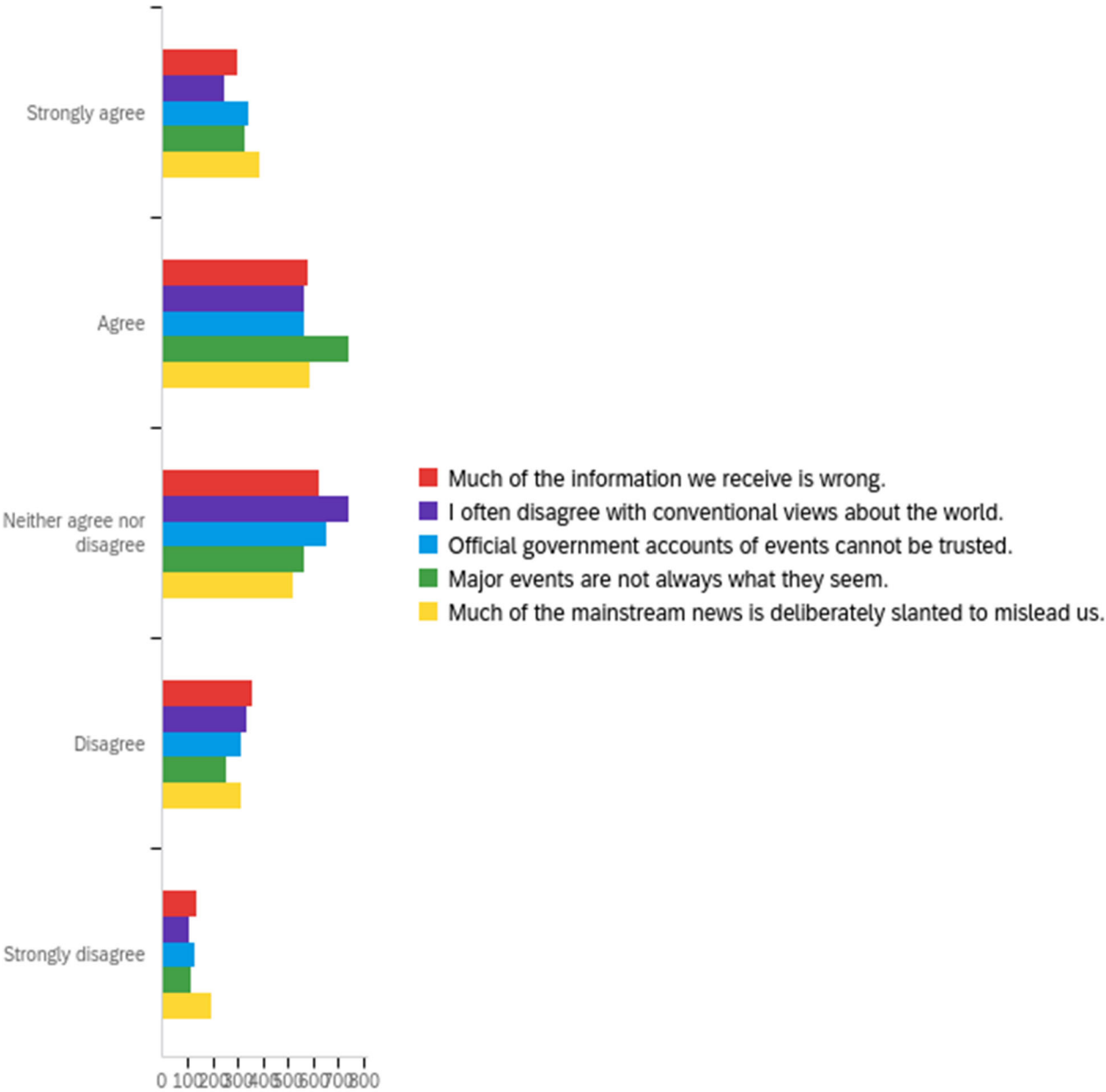


#	Field	Minimum	Maximum	Mean	Std Deviation	Variance	Count
1	I have a hard time admitting when one of my beliefs is mistaken.	1.00	5.00	3.31	1.13	1.28	1999
2	When someone points out a mistake in my thinking, I am quick to admit that I was wrong.	1.00	5.00	2.31	0.93	0.86	1999
3	I feel comfortable admitting my intellectual limitations.	1.00	5.00	2.21	0.94	0.88	2000

#	Question	Strongly agree		Agree		Neither agree nor disagree		Disagree		Strongly disagree		Total
1	I have a hard time admitting when one of my beliefs is mistaken.	7.65%	153	16.71%	334	26.06%	521	36.02%	720	13.56%	271	1999

2	When someone points out a mistake in my thinking, I am quick to admit that I was wrong.	18.26%	365	44.32%	886	28.21%	564	6.70%	134	2.50%	50	1999
3	I feel comfortable admitting my intellectual limitations.	21.00%	420	49.25%	985	20.80%	416	6.05%	121	2.90%	58	2000

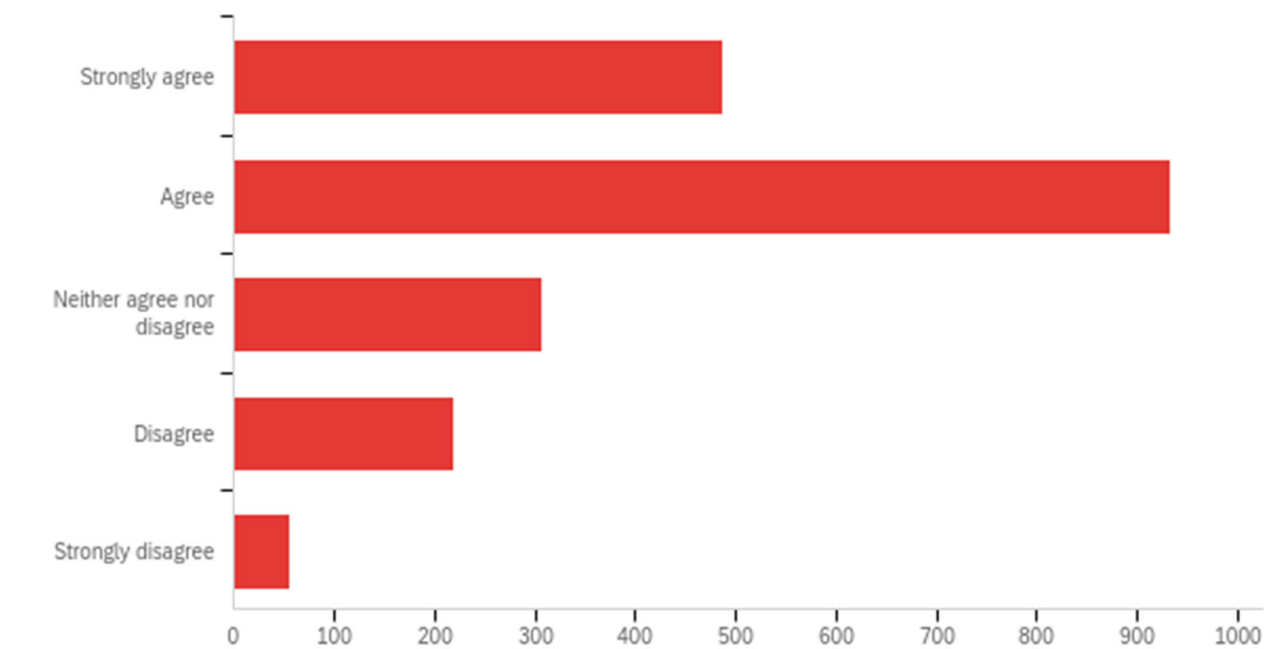
Q83 - Please tell us how much you agree or disagree with each of the statements below:



#	Field	Minimum	Maximum	Mean	Std Deviation	Variance	Count
1	Much of the information we receive is wrong.	1.00	5.00	2.73	1.13	1.27	2001
2	I often disagree with conventional views about the world.	1.00	5.00	2.75	1.05	1.10	2001
3	Official government accounts of events cannot be trusted.	1.00	5.00	2.66	1.12	1.26	2001
4	Major events are not always what they seem.	1.00	5.00	2.54	1.08	1.16	2001
5	Much of the mainstream news is deliberately slanted to mislead us.	1.00	5.00	2.67	1.23	1.50	2001

#	Question	Strongly agree		Agree		Neither agree nor disagree		Disagree		Strongly disagree		Total
1	Much of the information we receive is wrong.	15.09%	302	28.99%	580	31.13%	623	17.89%	358	6.90%	138	2001
2	I often disagree with conventional views about the world.	12.39%	248	28.29%	566	37.03%	741	16.84%	337	5.45%	109	2001
3	Official government accounts of events cannot be trusted.	17.04%	341	28.39%	568	32.58%	652	15.54%	311	6.45%	129	2001
4	Major events are not always what they seem.	16.34%	327	37.28%	746	28.19%	564	12.59%	252	5.60%	112	2001
5	Much of the mainstream news is deliberately slanted to mislead us.	19.44%	389	29.39%	588	25.89%	518	15.64%	313	9.65%	193	2001

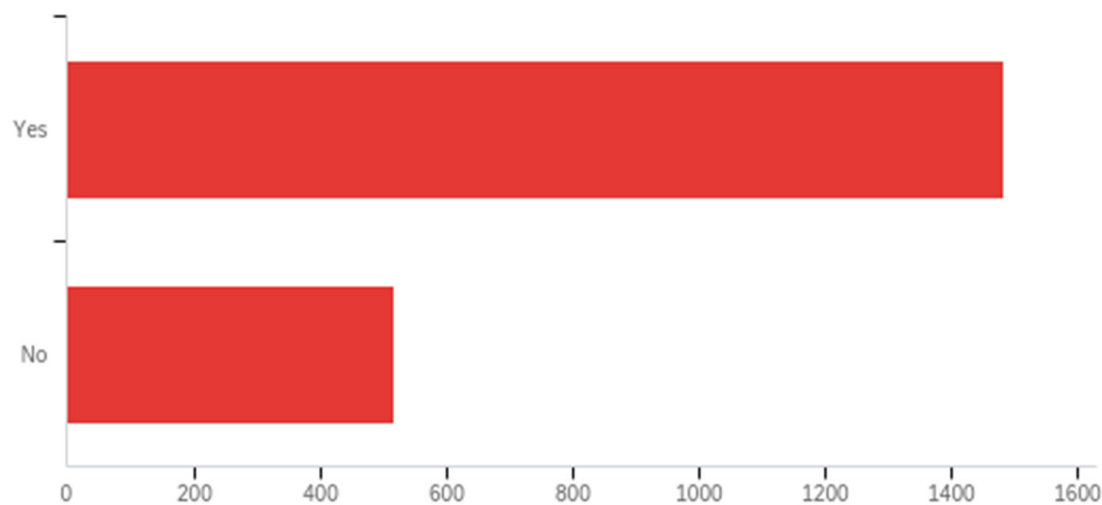
Q87 - I am in good physical health.



#	Field	Minimum	Maximum	Mean	Std Deviation	Variance	Count
1	I am in good physical health.	1.00	5.00	2.21	1.02	1.04	2000

#	Answer	%	Count
1	Strongly agree	24.30%	486
2	Agree	46.65%	933
3	Neither agree nor disagree	15.35%	307
4	Disagree	10.90%	218
5	Strongly disagree	2.80%	56
	Total	100%	2000

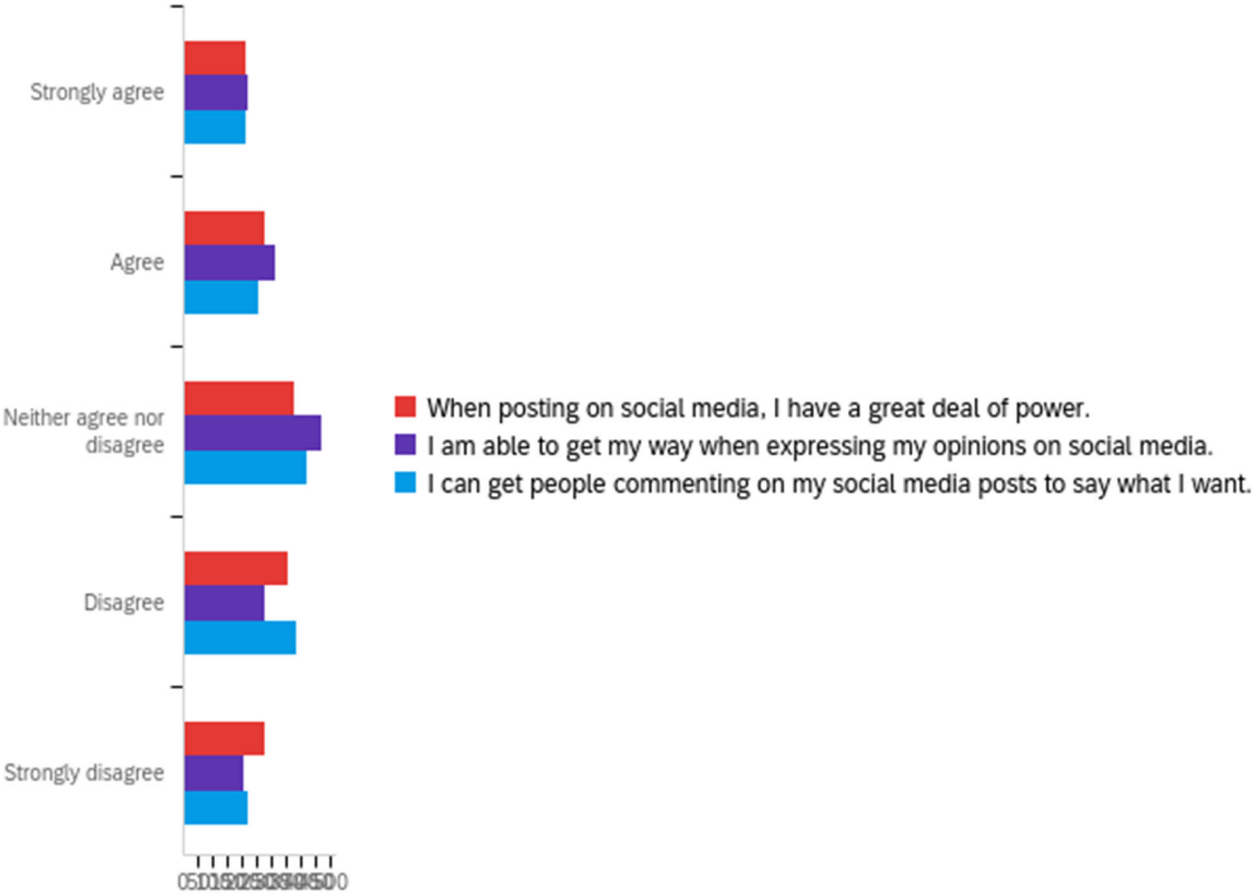
Q88 - Do you ever post on social media?



#	Field	Minimum	Maximum	Mean	Std Deviation	Variance	Count
1	Do you ever post on social media?	1.00	2.00	1.26	0.44	0.19	2000

#	Answer	%	Count
1	Yes	74.10%	1482
2	No	25.90%	518
	Total	100%	2000

Q89 - Please tell us how much you agree or disagree with each of the statements below:

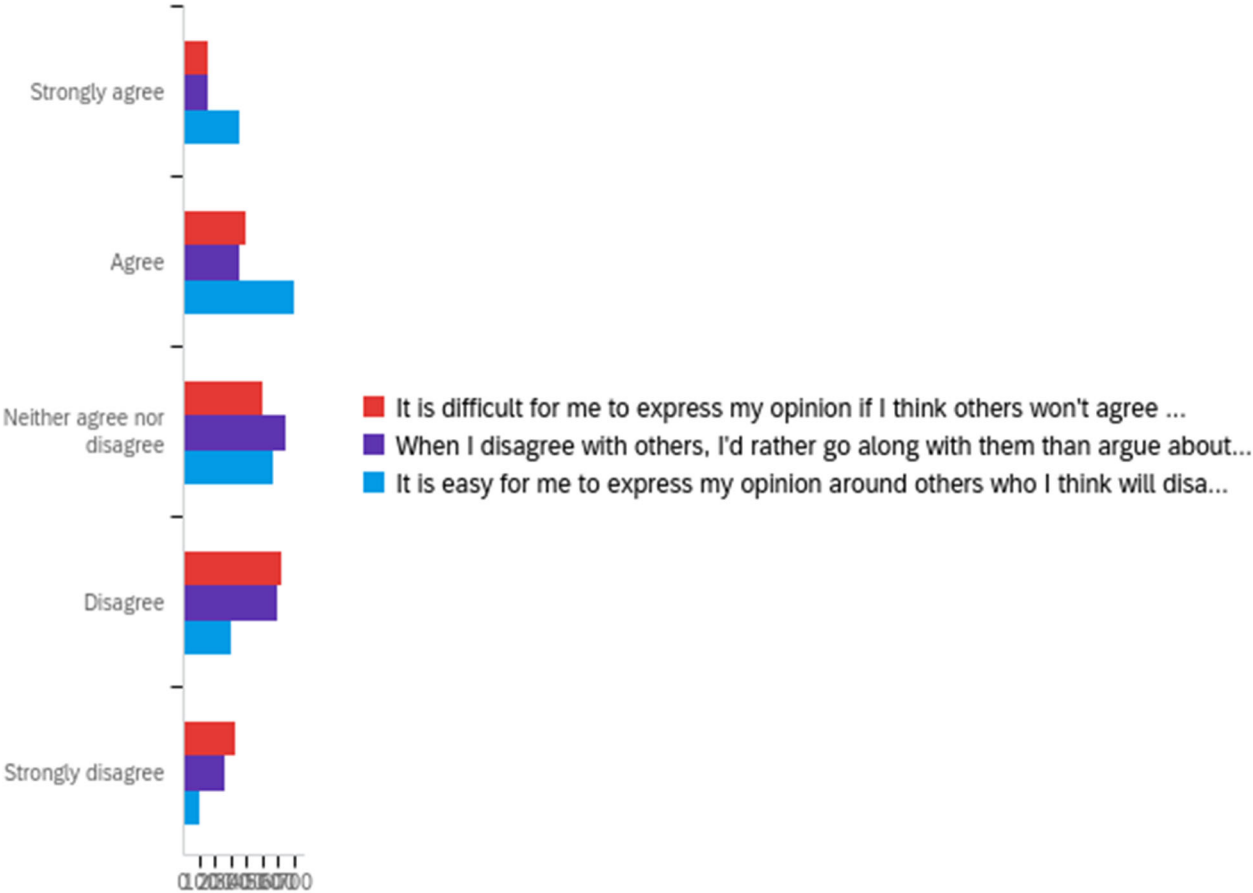


#	Field	Minimum	Maximum	Mean	Std Deviation	Variance	Count
1	When posting on social media, I have a great deal of power.	1.00	5.00	3.14	1.30	1.70	1482
2	I am able to get my way when expressing my opinions on social media.	1.00	5.00	2.96	1.24	1.53	1482
3	I can get people commenting on my social media posts to say what I want.	1.00	5.00	3.10	1.25	1.57	1482

#	Question	Strongly agree		Agree		Neither agree nor disagree		Disagree		Strongly disagree		Total
1	When posting on social media, I have a great deal of power.	14.04%	208	18.42%	273	25.24%	374	23.89%	354	18.42%	273	1482

2	I am able to get my way when expressing my opinions on social media.	14.57%	216	21.05%	312	31.85%	472	18.76%	278	13.77%	204	1482
3	I can get people commenting on my social media posts to say what I want.	14.04%	208	17.34%	257	28.21%	418	25.64%	380	14.78%	219	1482

Q90 - Please tell us how much you agree or disagree with each of the statements below:

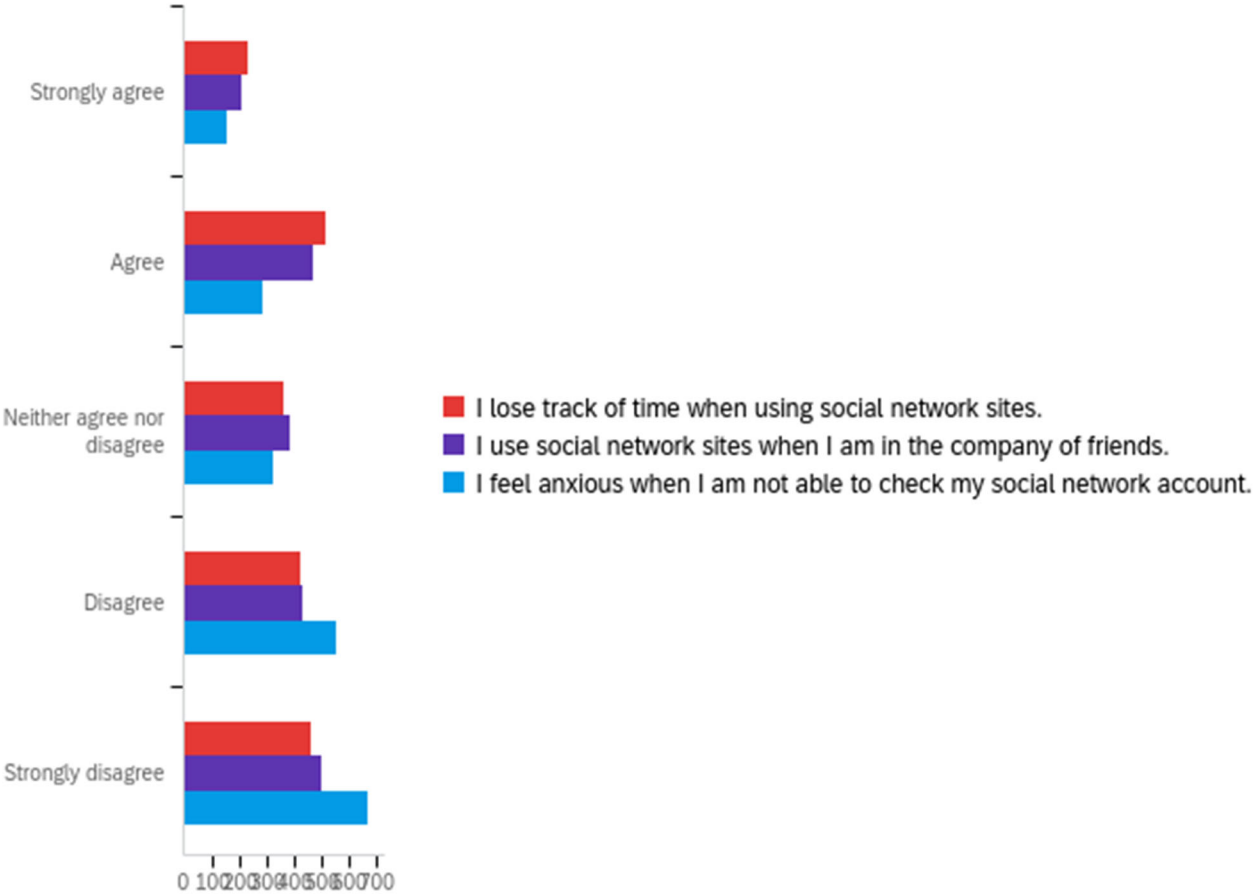


#	Field	Minimum	Maximum	Mean	Std Deviation	Variance	Count
1	It is difficult for me to express my opinion if I think others won't agree with what I say.	1.00	5.00	3.29	1.18	1.38	1998
2	When I disagree with others, I'd rather go along with them than argue about it.	1.00	5.00	3.23	1.12	1.25	1999
3	It is easy for me to express my opinion around others who I think will disagree with me.	1.00	5.00	2.55	1.09	1.18	1999

#	Question	Strongly agree		Agree		Neither agree nor disagree		Disagree		Strongly disagree		Total
1	It is difficult for me to express my opinion if I think others won't agree with what I	7.46%	149	19.97%	399	24.92%	498	31.18%	623	16.47%	329	1998

	say.											
2	When I disagree with others, I'd rather go along with them than argue about it.	7.80%	156	17.41%	348	32.32%	646	29.36%	587	13.11%	262	1999
3	It is easy for me to express my opinion around others who I think will disagree with me.	17.36%	347	34.92%	698	28.01%	560	14.91%	298	4.80%	96	1999

Q91 - Please tell us how much you agree or disagree with each of the statements below:




#	Field	Minimum	Maximum	Mean	Std Deviation	Variance	Count
1	I lose track of time when using social network sites.	1.00	5.00	3.18	1.35	1.83	2000
2	I use social network sites when I am in the company of friends.	1.00	5.00	3.27	1.34	1.80	2000
3	I feel anxious when I am not able to check my social network account.	1.00	5.00	3.65	1.29	1.65	2000

#	Question	Strongly agree		Agree		Neither agree nor disagree		Disagree		Strongly disagree		Total
1	I lose track of time when using social network sites.	11.60%	232	25.90%	518	18.20%	364	21.15%	423	23.15%	463	2000

2	I use social network sites when I am in the company of friends.	10.55%	211	23.45%	469	19.35%	387	21.65%	433	25.00%	500	2000
3	I feel anxious when I am not able to check my social network account.	7.80%	156	14.40%	288	16.40%	328	28.00%	560	33.40%	668	2000

Q92 - During the last week please indicate if you have ever used social media to do any of the following:

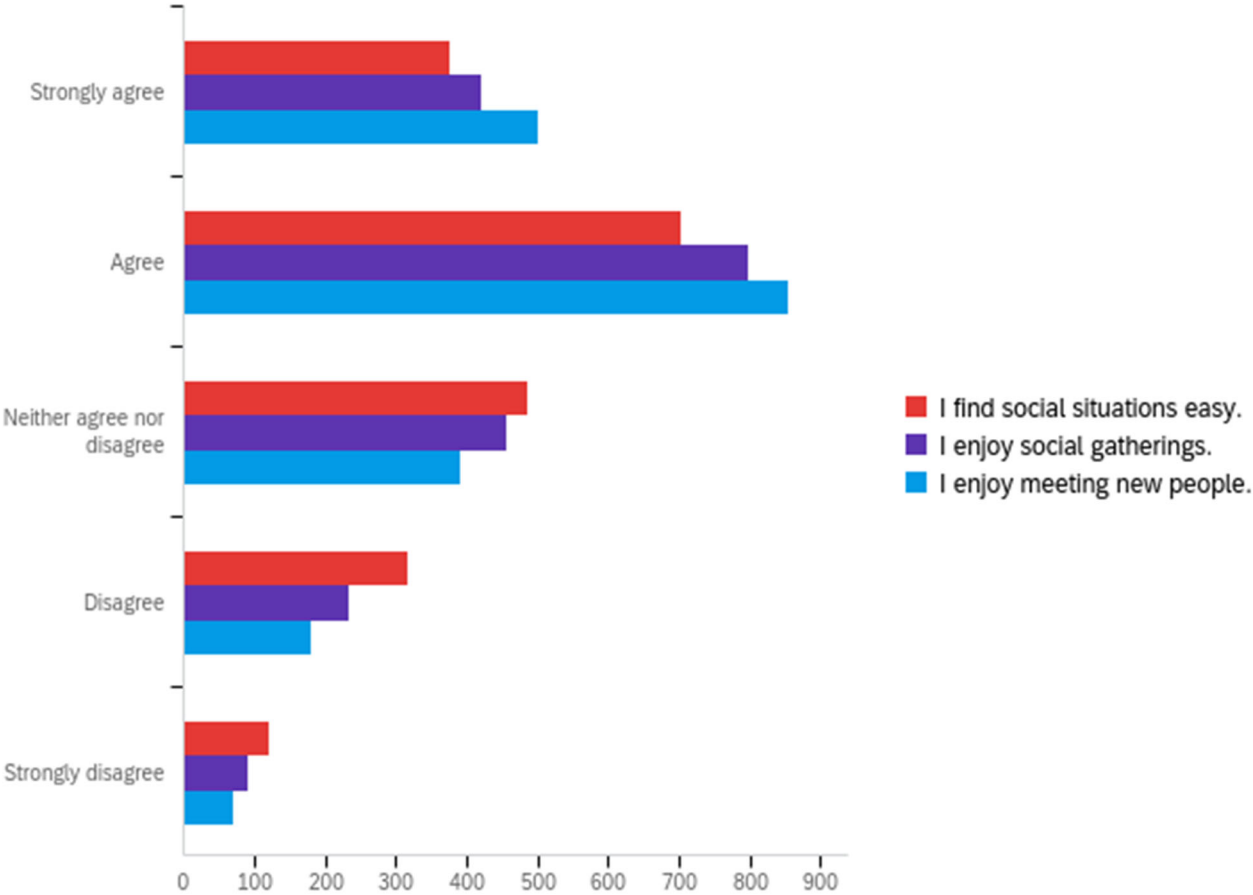


#	Field	Minimum	Maximum	Mean	Std Deviation	Variance	Count
1	Post links to political stories or articles for others to read.	1.00	2.00	1.70	0.46	0.21	1999
2	Post your own thoughts or comments on political issues.	1.00	2.00	1.64	0.48	0.23	1997
3	Repost content about political or social issues originally posted by someone else.	1.00	2.00	1.67	0.47	0.22	1999
4	Comment on someone else's link, photo, or status update related to political issues.	1.00	2.00	1.62	0.49	0.24	2000

#	Question	Yes		No		Total
1	Post links to political stories or articles for others to read.	30.27%	605	69.73%	1394	1999

2	Post your own thoughts or comments on political issues.	36.45%	728	63.55%	1269	1997
3	Repost content about political or social issues originally posted by someone else.	33.27%	665	66.73%	1334	1999
4	Comment on someone else's link, photo, or status update related to political issues.	38.05%	761	61.95%	1239	2000

Q93 - Please tell us how much you agree or disagree with each of the statements below:

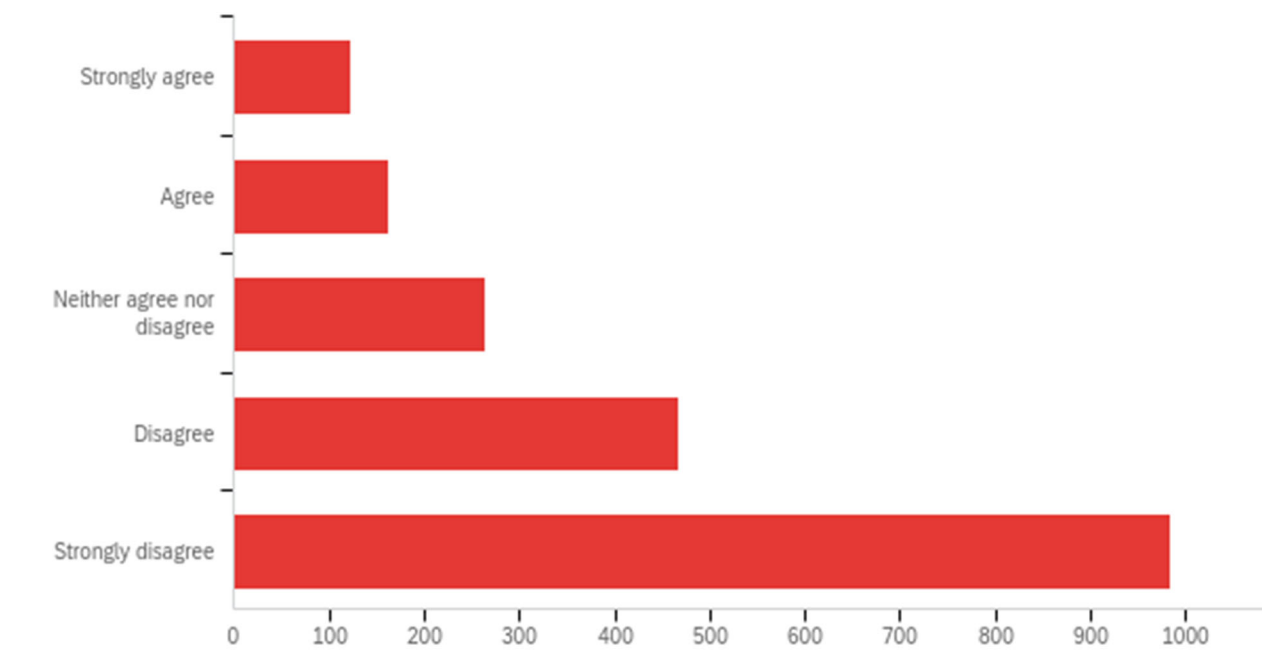


#	Field	Minimum	Maximum	Mean	Std Deviation	Variance	Count
1	I find social situations easy.	1.00	5.00	2.55	1.14	1.30	2000
2	I enjoy social gatherings.	1.00	5.00	2.39	1.08	1.16	2000
3	I enjoy meeting new people.	1.00	5.00	2.23	1.04	1.07	1999

#	Question	Strongly agree		Agree		Neither agree nor disagree		Disagree		Strongly disagree		Total
1	I find social situations easy.	18.75%	375	35.20%	704	24.25%	485	15.80%	316	6.00%	120	2000
2	I enjoy social gatherings.	21.00%	420	39.95%	799	22.80%	456	11.70%	234	4.55%	91	2000

3	I enjoy meeting new people.	25.11%	502	42.72%	854	19.56%	391	9.05%	181	3.55%	71	1999
---	-----------------------------	--------	-----	--------	-----	--------	-----	-------	-----	-------	----	------

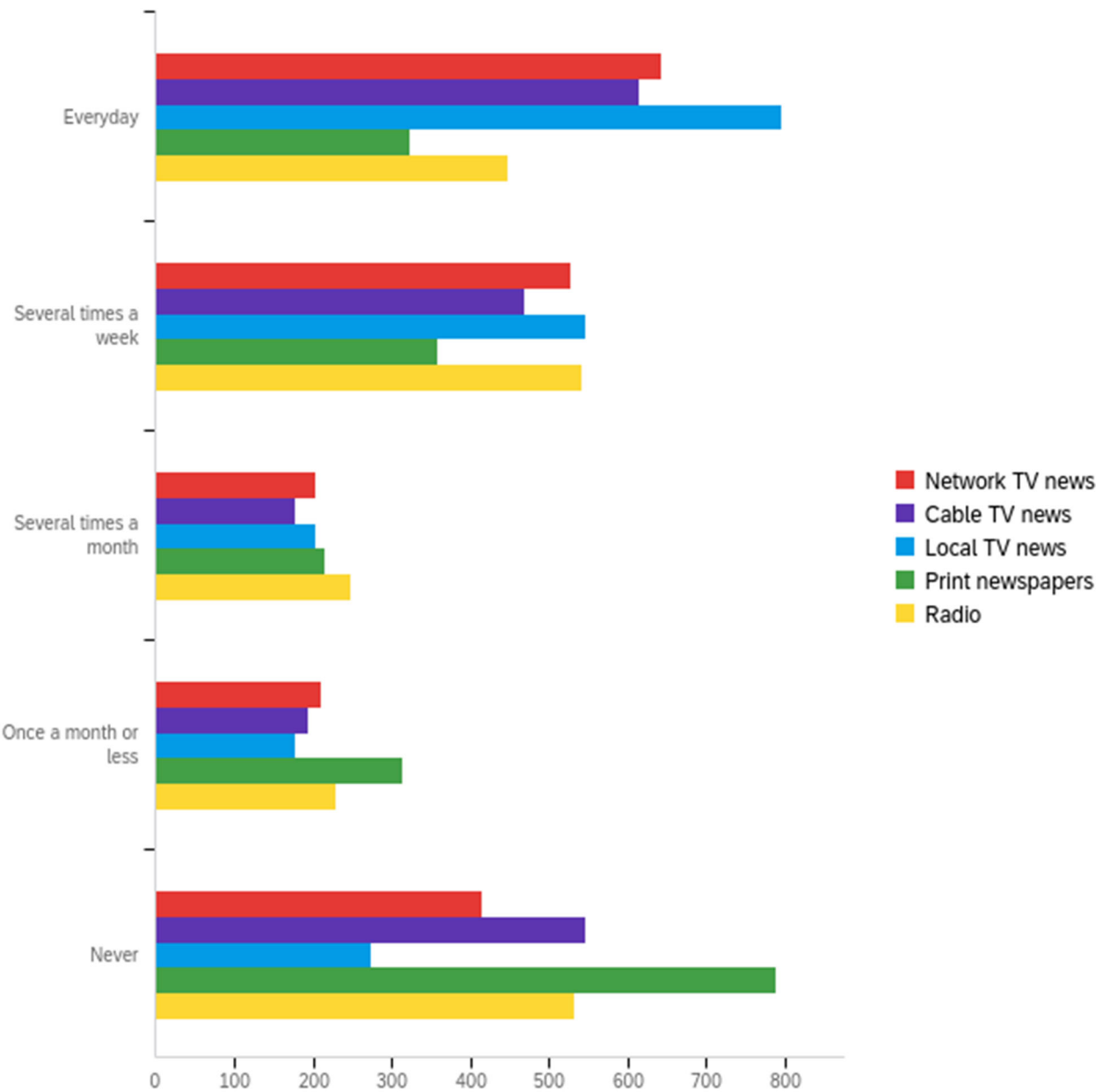
Q94 - I share information on social media about politics even though I believe it may be false.



#	Field	Minimum	Maximum	Mean	Std Deviation	Variance	Count
1	I share information on social media about politics even though I believe it may be false.	1.00	5.00	4.01	1.22	1.50	1999

#	Answer	%	Count
1	Strongly agree	6.10%	122
2	Agree	8.15%	163
3	Neither agree nor disagree	13.16%	263
4	Disagree	23.36%	467
5	Strongly disagree	49.22%	984
	Total	100%	1999

Q95 - How often do you use the following media to get information about current events, public issues, or politics?

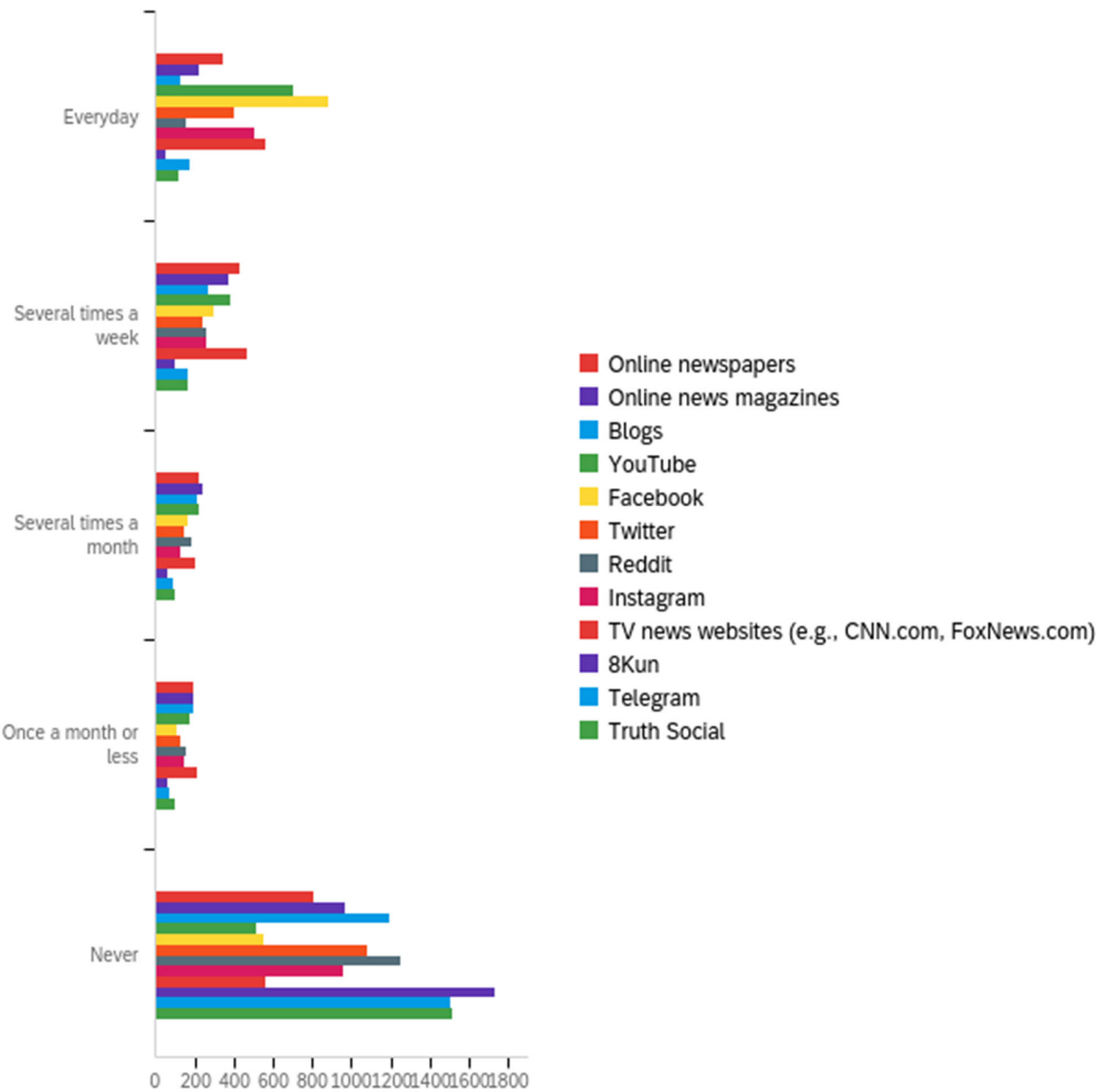


#	Field	Minimum	Maximum	Mean	Std Deviation	Variance	Count
1	Network TV news	1.00	5.00	2.61	1.53	2.33	2000
2	Cable TV news	1.00	5.00	2.80	1.62	2.61	2000
3	Local TV news	1.00	5.00	2.29	1.42	2.01	2000
4	Print newspapers	1.00	5.00	3.44	1.54	2.37	2000

5	Radio	1.00	5.00	2.93	1.53	2.34	2000
---	-------	------	------	------	------	------	------

#	Question	Everyday		Several times a week		Several times a month		Once a month or less		Never		Total
1	Network TV news	32.20%	644	26.40%	528	10.15%	203	10.55%	211	20.70%	414	2000
2	Cable TV news	30.70%	614	23.40%	468	8.85%	177	9.75%	195	27.30%	546	2000
3	Local TV news	39.85%	797	27.35%	547	10.15%	203	8.90%	178	13.75%	275	2000
4	Print newspapers	16.20%	324	17.95%	359	10.75%	215	15.65%	313	39.45%	789	2000
5	Radio	22.40%	448	27.05%	541	12.45%	249	11.45%	229	26.65%	533	2000

Q96 - How often do you use the following media to get information about current events, public issues, or politics?

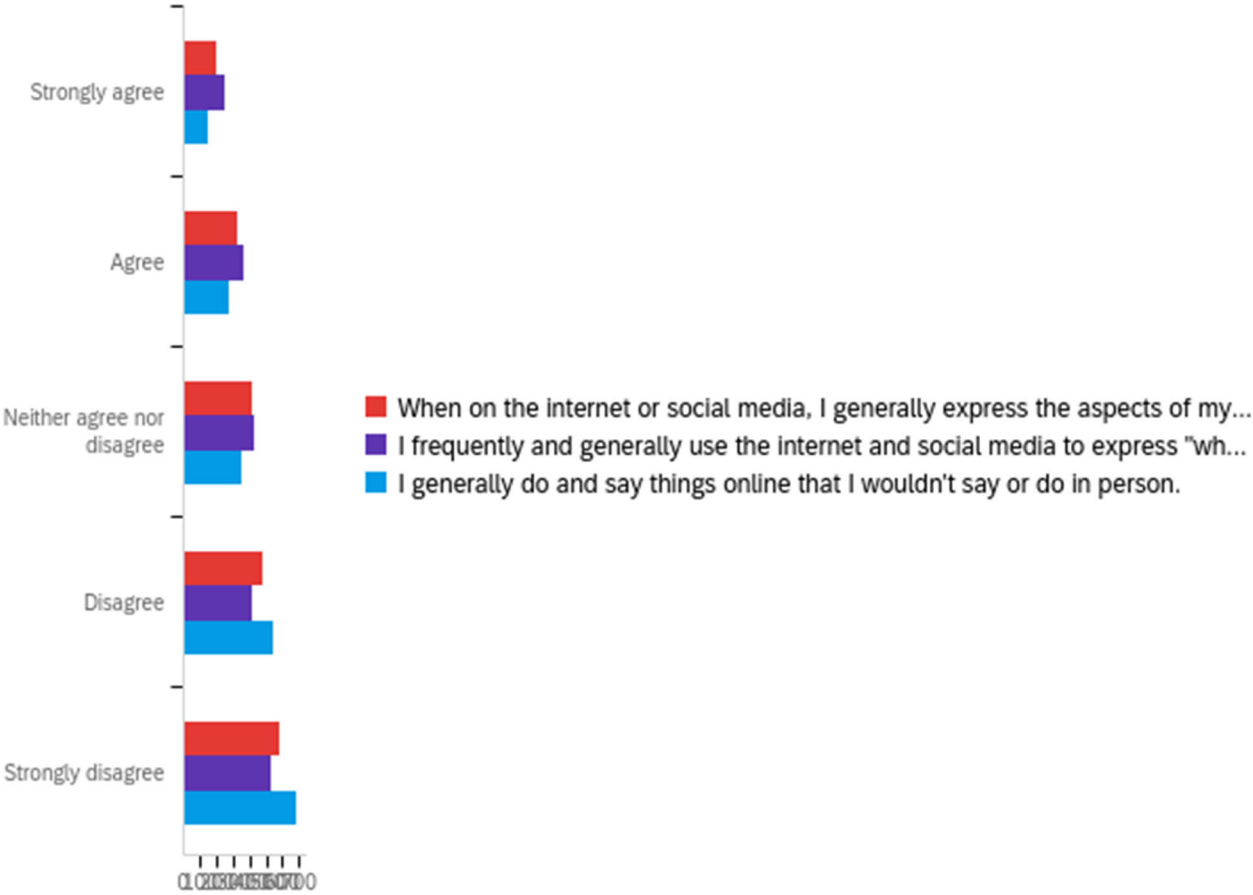


#	Field	Minimum	Maximum	Mean	Std Deviation	Variance	Count
1	Online newspapers	1.00	5.00	3.34	1.58	2.50	2000
2	Online news magazines	1.00	5.00	3.66	1.49	2.23	1999
3	Blogs	1.00	5.00	4.03	1.35	1.82	2000
4	YouTube	1.00	5.00	2.71	1.62	2.63	2001

5	Facebook	1.00	5.00	2.57	1.70	2.88	2000
6	Twitter	1.00	5.00	3.62	1.66	2.77	2000
7	Reddit	1.00	5.00	4.05	1.38	1.91	2001
8	Instagram	1.00	5.00	3.39	1.73	2.98	2000
9	TV news websites (e.g., CNN.com, FoxNews.com)	1.00	5.00	2.87	1.60	2.55	2001
10	8Kun	1.00	5.00	4.67	0.93	0.86	1999
11	Telegram	1.00	5.00	4.28	1.35	1.82	2001
12	Truth Social	1.00	5.00	4.37	1.24	1.55	2000

#	Question	Everyday		Several times a week		Several times a month		Once a month or less		Never		Total
1	Online newspapers	17.25%	345	21.65%	433	10.90%	218	9.80%	196	40.40%	808	2000
2	Online news magazines	11.01%	220	18.81%	376	12.11%	242	9.80%	196	48.27%	965	1999
3	Blogs	6.30%	126	13.65%	273	10.65%	213	9.70%	194	59.70%	1194	2000
4	YouTube	35.28%	706	18.89%	378	11.19%	224	8.90%	178	25.74%	515	2001
5	Facebook	43.90%	878	15.05%	301	8.30%	166	5.25%	105	27.50%	550	2000
6	Twitter	20.25%	405	11.90%	238	7.45%	149	6.35%	127	54.05%	1081	2000
7	Reddit	7.65%	153	12.79%	256	9.10%	182	7.95%	159	62.52%	1251	2001
8	Instagram	25.35%	507	13.15%	263	6.35%	127	7.25%	145	47.90%	958	2000
9	TV news websites (e.g., CNN.com, FoxNews.com)	27.94%	559	23.49%	470	10.24%	205	10.49%	210	27.84%	557	2001
10	8Kun	2.45%	49	4.75%	95	3.05%	61	3.20%	64	86.54%	1730	1999
11	Telegram	8.55%	171	8.45%	169	4.35%	87	3.45%	69	75.21%	1505	2001
12	Truth Social	6.00%	120	8.25%	165	4.95%	99	4.85%	97	75.95%	1519	2000

Q97 - Please tell us how much you agree or disagree with each of the statements below:

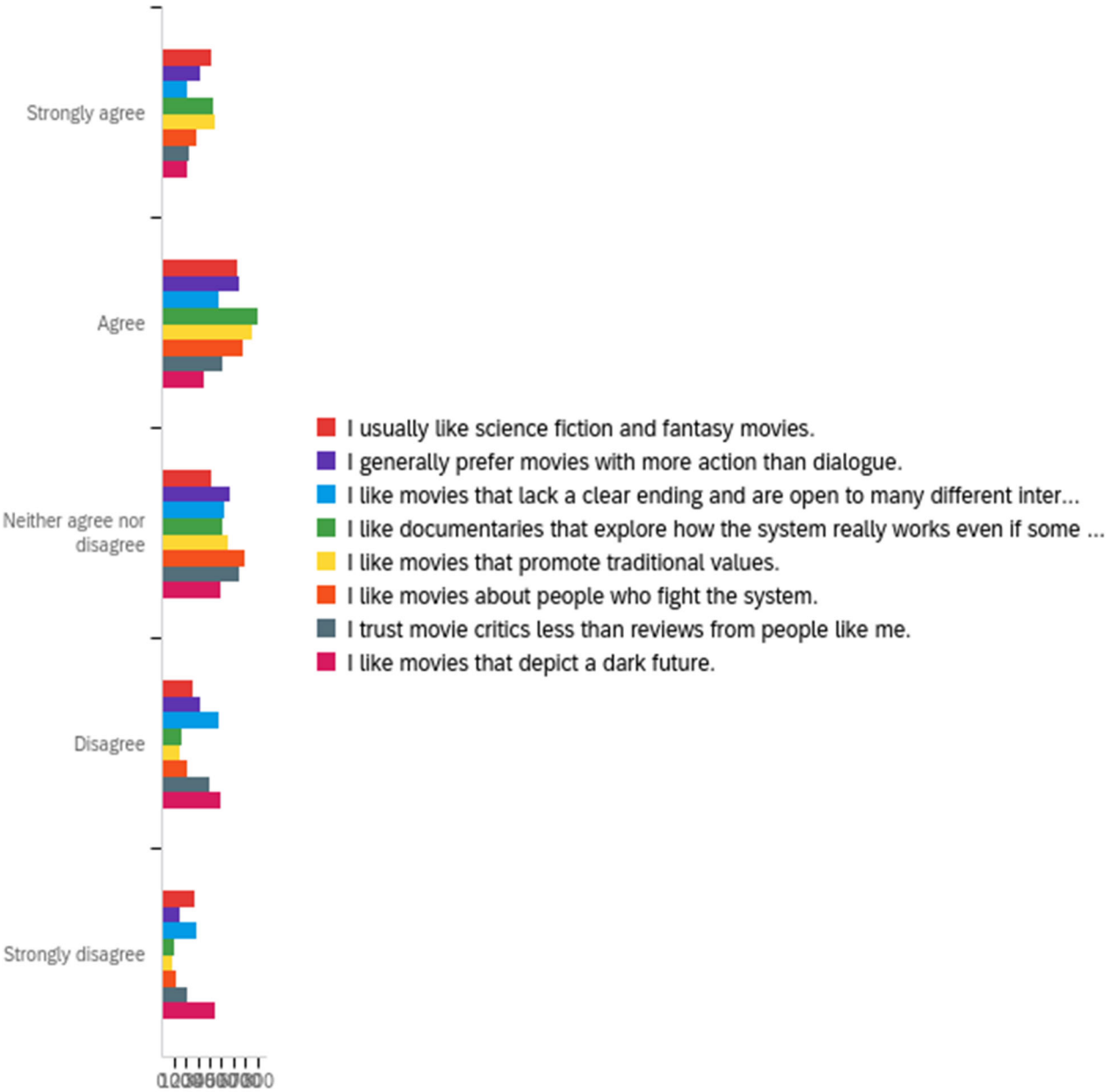


#	Field	Minimum	Maximum	Mean	Std Deviation	Variance	Count
1	When on the internet or social media, I generally express the aspects of myself that I don't feel comfortable expressing in person.	1.00	5.00	3.46	1.32	1.74	2001
2	I frequently and generally use the internet and social media to express "who I really am";.	1.00	5.00	3.31	1.36	1.86	2001
3	I generally do and say things online that I wouldn't say or do in person.	1.00	5.00	3.67	1.27	1.62	2001

#	Question	Strongly agree	Agree	Neither agree nor disagree	Disagree	Strongly disagree	Total
1	When on the internet or social	9.70% 194	16.54% 331	20.74% 415	24.14% 483	28.89% 578	2001

	media, I generally express the aspects of myself that I don't feel comfortable expressing in person.											
2	I frequently and generally use the internet and social media to express "who I really am".	12.34%	247	18.49%	370	21.64%	433	20.64%	413	26.89%	538	2001
3	I generally do and say things online that I wouldn't say or do in person.	7.35%	147	13.89%	278	17.34%	347	27.34%	547	34.08%	682	2001

Q98 - Please tell us how much you agree or disagree with each of the statements below:

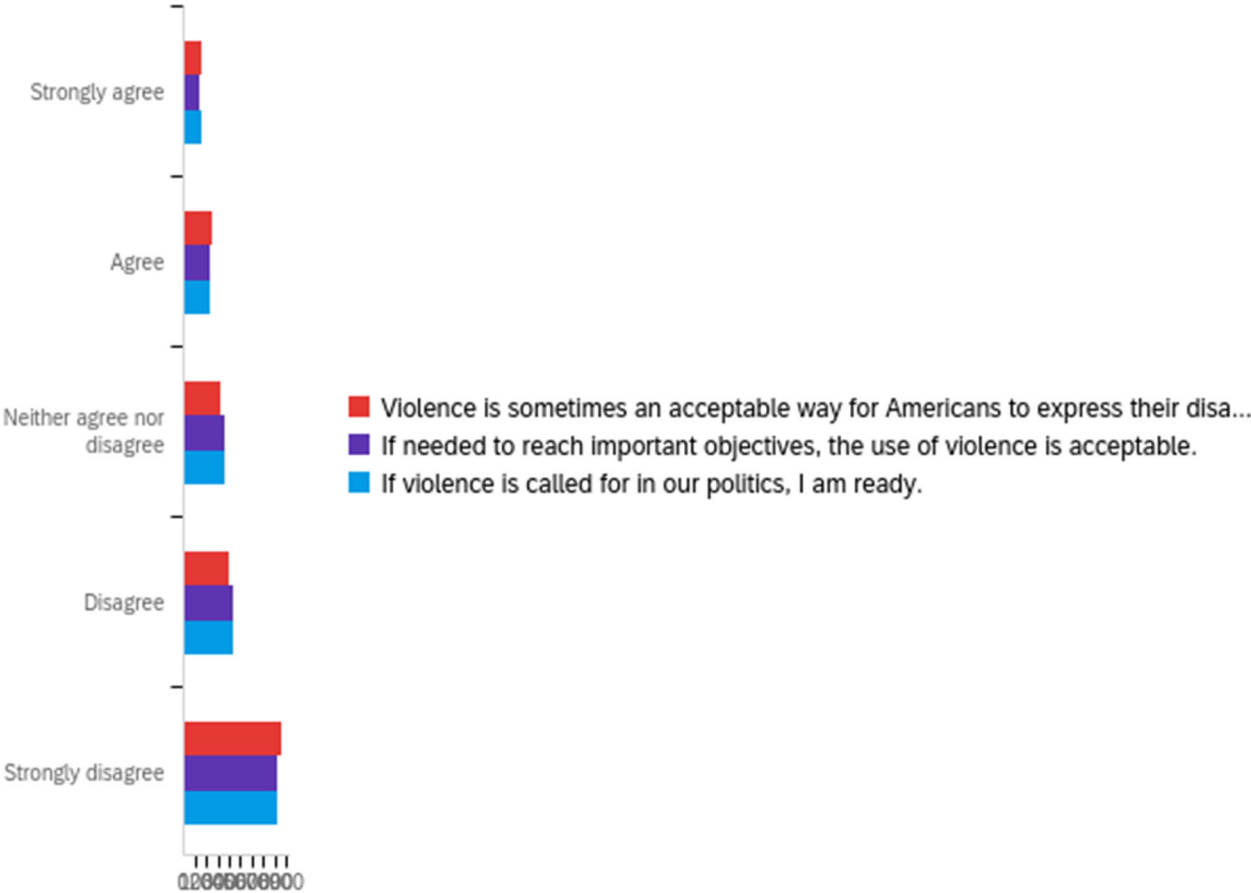


#	Field	Minimum	Maximum	Mean	Std Deviation	Variance	Count
1	I usually like science fiction and fantasy movies.	1.00	5.00	2.66	1.31	1.72	1998
2	I generally prefer movies with more action than dialogue.	1.00	5.00	2.67	1.14	1.29	1998
3	I like movies that lack a clear ending and are open to many different interpretations.	1.00	5.00	3.08	1.22	1.49	1999
4	I like documentaries that explore how the system really works even if some critics disagree.	1.00	5.00	2.34	1.05	1.10	1998

5	I like movies that promote traditional values.	1.00	5.00	2.34	1.04	1.08	1997
6	I like movies about people who fight the system.	1.00	5.00	2.59	1.05	1.10	1999
7	I trust movie critics less than reviews from people like me.	1.00	5.00	2.93	1.15	1.32	1999
8	I like movies that depict a dark future.	1.00	5.00	3.31	1.29	1.67	1999

#	Question	Strongly agree		Agree		Neither agree nor disagree		Disagree		Strongly disagree		Total
1	I usually like science fiction and fantasy movies.	21.02%	420	31.78%	635	20.47%	409	13.26%	265	13.46%	269	1998
2	I generally prefer movies with more action than dialogue.	15.82%	316	32.18%	643	28.78%	575	16.07%	321	7.16%	143	1998
3	I like movies that lack a clear ending and are open to many different interpretations.	10.86%	217	23.86%	477	26.56%	531	24.06%	481	14.66%	293	1999
4	I like documentaries that explore how the system really works even if some critics disagree.	21.82%	436	40.14%	802	25.43%	508	7.91%	158	4.70%	94	1998
5	I like movies that promote traditional values.	22.18%	443	38.01%	759	27.94%	558	7.51%	150	4.36%	87	1997
6	I like movies about people who fight the system.	14.61%	292	33.92%	678	34.87%	697	10.81%	216	5.80%	116	1999
7	I trust movie critics less than reviews from people like me.	11.21%	224	25.81%	516	32.57%	651	20.01%	400	10.41%	208	1999
8	I like movies that depict a dark future.	10.81%	216	17.66%	353	24.41%	488	24.46%	489	22.66%	453	1999

Q99 - Please tell us how much you agree or disagree with each of the statements below:

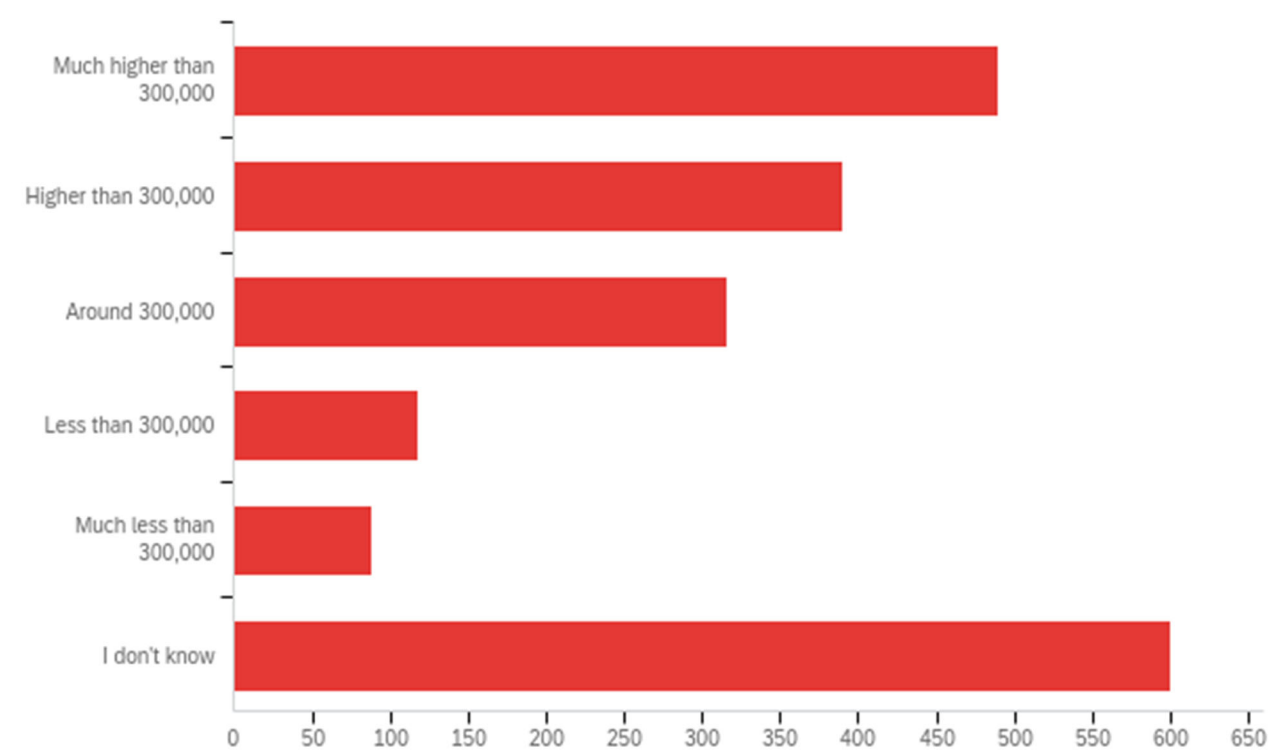


#	Field	Minimum	Maximum	Mean	Std Deviation	Variance	Count
1	Violence is sometimes an acceptable way for Americans to express their disagreement with the government.	1.00	5.00	3.76	1.33	1.78	1999
2	If needed to reach important objectives, the use of violence is acceptable.	1.00	5.00	3.78	1.29	1.67	1999
3	If violence is called for in our politics, I am ready.	1.00	5.00	3.77	1.30	1.70	2000

#	Question	Strongly agree		Agree		Neither agree nor disagree		Disagree		Strongly disagree		Total
1	Violence is sometimes an acceptable way for	8.15%	163	12.96%	259	15.91%	318	20.36%	407	42.62%	852	1999

	Americans to express their disagreement with the government.											
2	If needed to reach important objectives, the use of violence is acceptable.	7.30%	146	11.76%	235	17.66%	353	21.91%	438	41.37%	827	1999
3	If violence is called for in our politics, I am ready.	7.95%	159	11.20%	224	18.10%	362	21.85%	437	40.90%	818	2000

Q100 - Some groups claim that around 300,000 children in the United States are currently victims of sex trafficking. Do you think the actual number of child sex trafficking victims in the U.S. is:

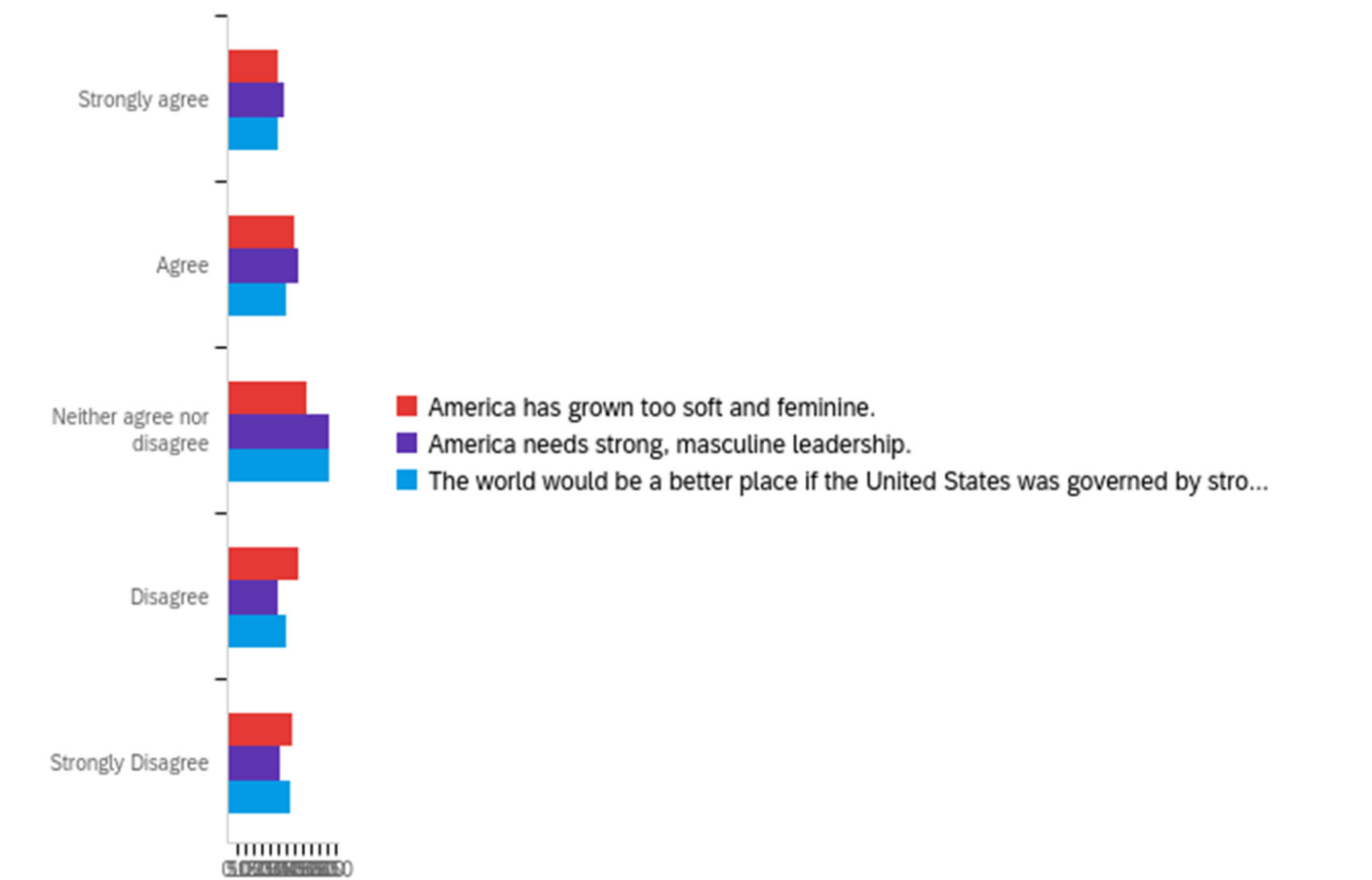


#	Field	Minimum	Maximum	Mean	Std Deviation	Variance	Count
1	Some groups claim that around 300,000 children in the United States are currently victims of sex trafficking. Do you think the actual number of child sex trafficking victims in the U.S. is:	1.00	6.00	3.36	1.99	3.97	2001

#	Answer	%	Count
1	Much higher than 300,000	24.44%	489
2	Higher than 300,000	19.49%	390
3	Around 300,000	15.79%	316
4	Less than 300,000	5.90%	118
5	Much less than 300,000	4.40%	88

6	I don't know	29.99%	600
	Total	100%	2001

Q101 - Please tell us how much you agree or disagree with each of the statements below:

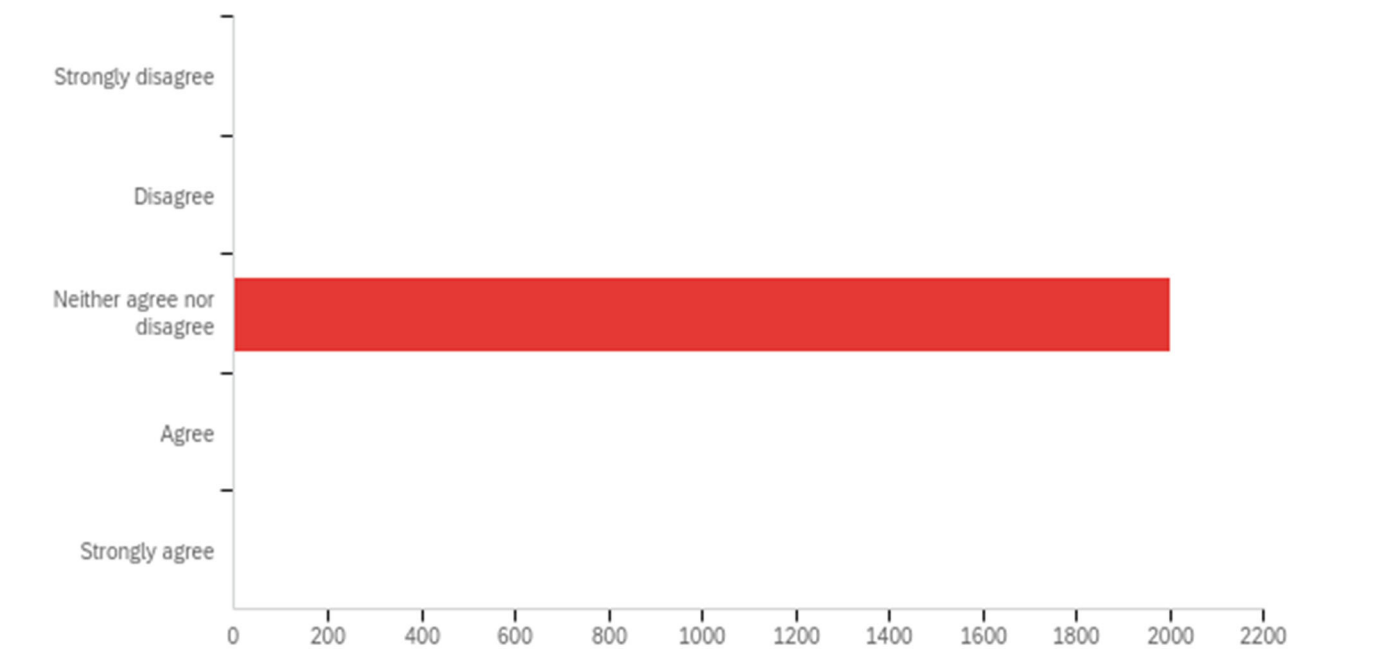


#	Field	Minimum	Maximum	Mean	Std Deviation	Variance	Count
1	America has grown too soft and feminine.	1.00	5.00	3.10	1.34	1.80	1999
2	America needs strong, masculine leadership.	1.00	5.00	2.91	1.29	1.67	1999
3	The world would be a better place if the United States was governed by strong male leaders.	1.00	5.00	3.08	1.31	1.72	1999

#	Question	Strongly agree		Agree		Neither agree nor disagree		Disagree		Strongly Disagree		Total
1	America has grown too soft and feminine.	15.16%	303	20.31%	406	23.71%	474	21.21%	424	19.61%	392	1999
2	America needs	17.11%	342	21.41%	428	30.57%	611	15.16%	303	15.76%	315	1999

	strong, masculine leadership.											
3	The world would be a better place if the United States was governed by strong male leaders.	15.36%	307	17.36%	347	30.77%	615	17.41%	348	19.11%	382	1999

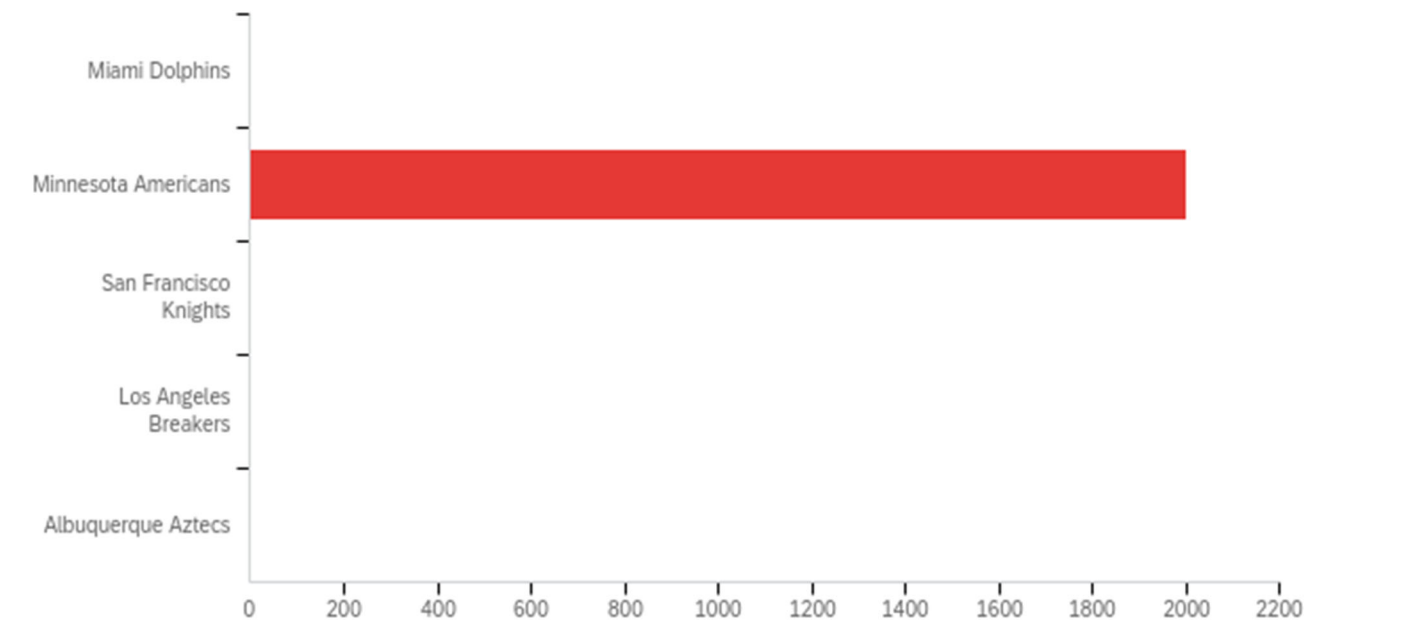
Q102 - Please select "neither agree nor disagree":



#	Field	Minimum	Maximum	Mean	Std Deviation	Variance	Count
1	Please select "neither agree nor disagree";:	3.00	3.00	3.00	0.00	0.00	2001

#	Answer	%	Count
1	Strongly disagree	0.00%	0
2	Disagree	0.00%	0
3	Neither agree nor disagree	100.00%	2001
4	Agree	0.00%	0
5	Strongly agree	0.00%	0
	Total	100%	2001

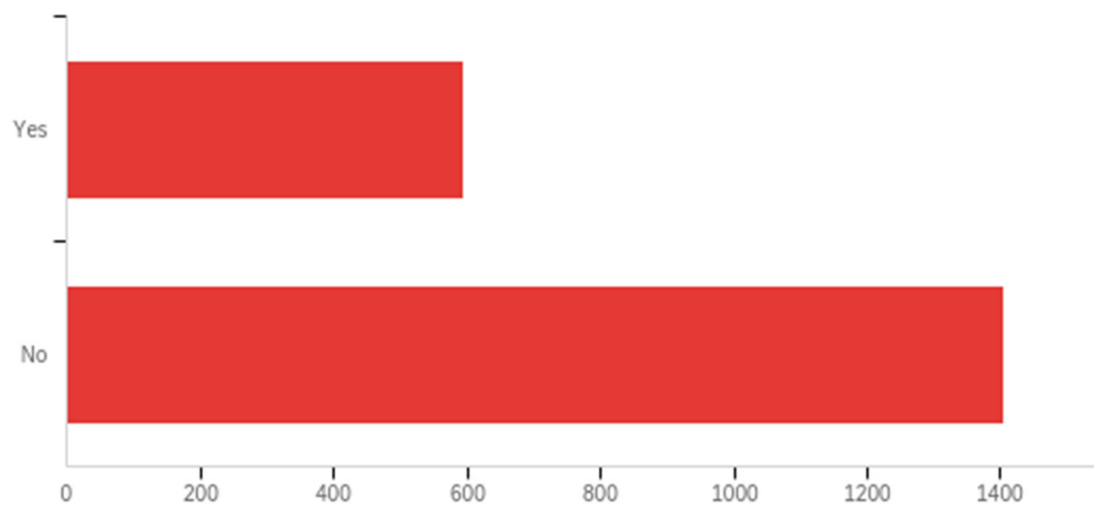
Q103 - Which of these is a team in the National Football League (NFL)? Regardless of what you think the answer is, please select "Minnesota Americans".



#	Field	Minimum	Maximum	Mean	Std Deviation	Variance	Count
1	Which of these is a team in the National Football League (NFL)? Regardless of what you think the answer is, please select "Minnesota Americans".	2.00	2.00	2.00	0.00	0.00	2001

#	Answer	%	Count
1	Miami Dolphins	0.00%	0
2	Minnesota Americans	100.00%	2001
3	San Francisco Knights	0.00%	0
4	Los Angeles Breakers	0.00%	0
5	Albuquerque Aztecs	0.00%	0
	Total	100%	2001

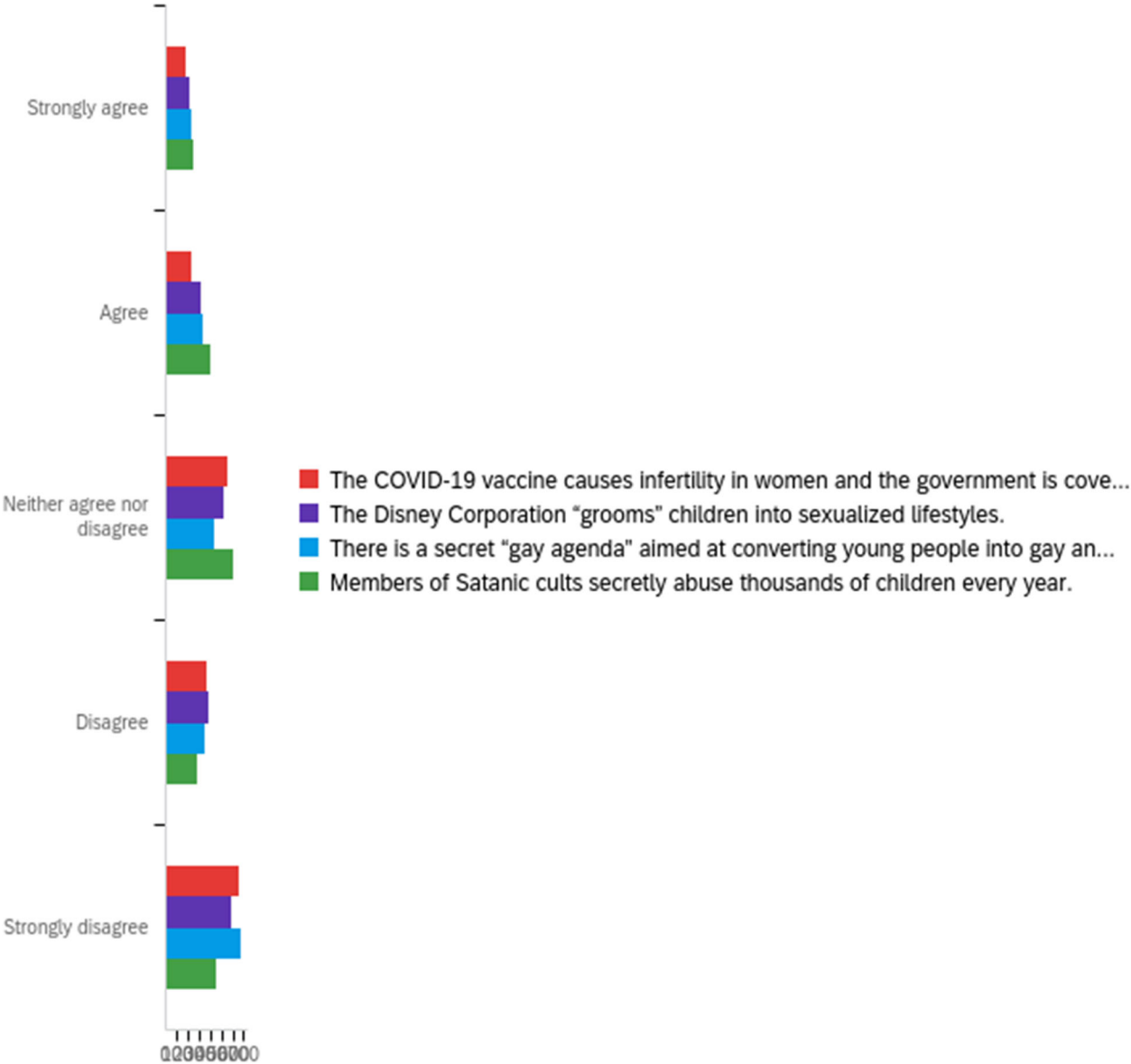
Q104 - Do you currently, or have you ever, owned crypto-currency?



#	Field	Minimum	Maximum	Mean	Std Deviation	Variance	Count
1	Do you currently, or have you ever, owned crypto-currency?	1.00	2.00	1.70	0.46	0.21	2001

#	Answer	%	Count
1	Yes	29.79%	596
2	No	70.21%	1405
	Total	100%	2001

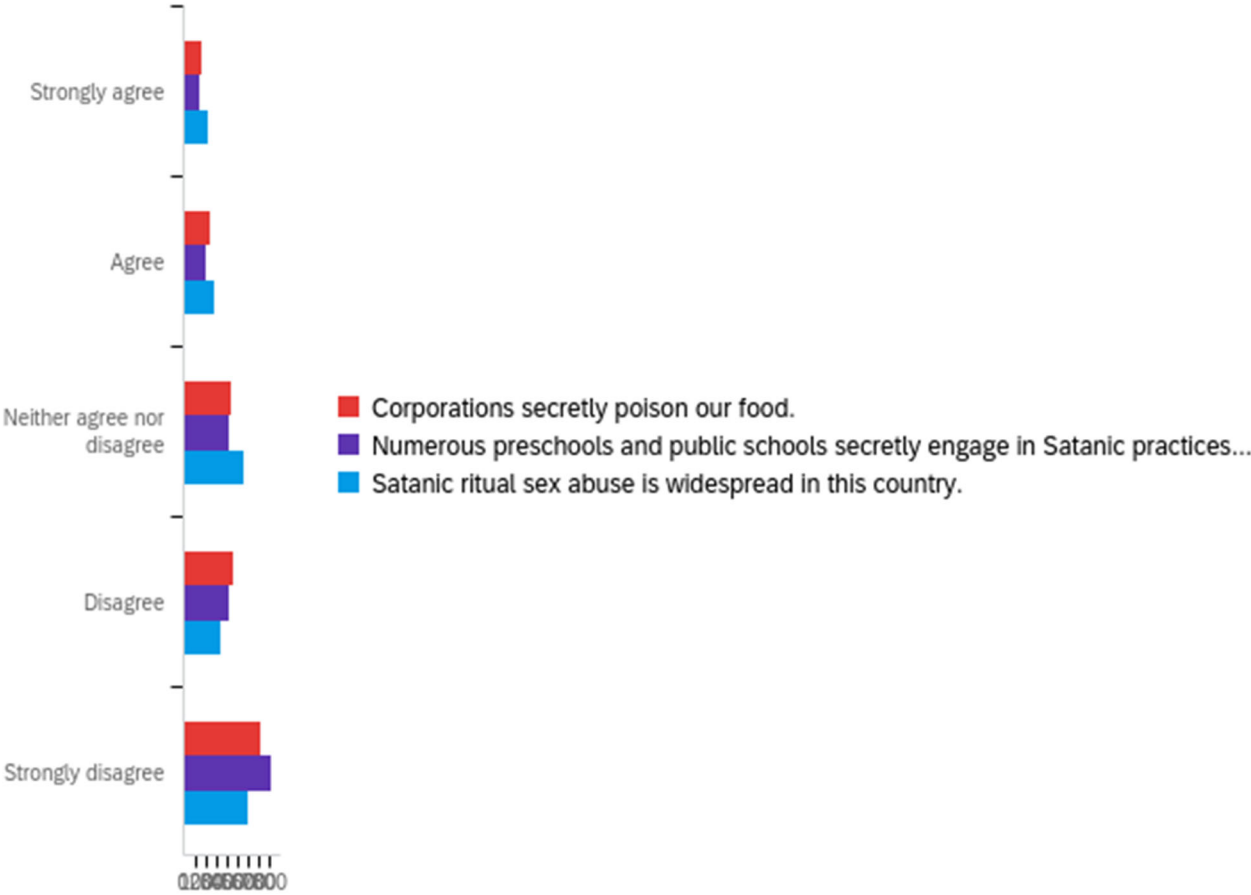
Q283 - Please tell us how much you agree or disagree with each of the statements below:



#	Field	Minimum	Maximum	Mean	Std Deviation	Variance	Count
1	The COVID-19 vaccine causes infertility in women and the government is covering this up.	1.00	5.00	3.56	1.29	1.67	2001
2	The Disney Corporation "grooms" children into sexualized lifestyles.	1.00	5.00	3.41	1.33	1.76	2001
3	There is a secret "gay agenda" aimed at converting young people into gay and trans lifestyles.	1.00	5.00	3.45	1.39	1.92	2001
4	Members of Satanic cults secretly abuse thousands of children every year.	1.00	5.00	3.13	1.32	1.73	2001

#	Question	Strongly agree		Agree		Neither agree nor disagree		Disagree		Strongly disagree		Total
1	The COVID-19 vaccine causes infertility in women and the government is covering this up.	8.75%	175	11.59%	232	27.69%	554	18.64%	373	33.33%	667	2001
2	The Disney Corporation “grooms” children into sexualized lifestyles.	10.34%	207	15.49%	310	26.04%	521	18.89%	378	29.24%	585	2001
3	There is a secret “gay agenda” aimed at converting young people into gay and trans lifestyles.	11.24%	225	16.54%	331	21.49%	430	17.19%	344	33.53%	671	2001
4	Members of Satanic cults secretly abuse thousands of children every year.	12.79%	256	20.49%	410	30.43%	609	13.94%	279	22.34%	447	2001

Q284 - Please tell us how much you agree or disagree with each of the statements below:

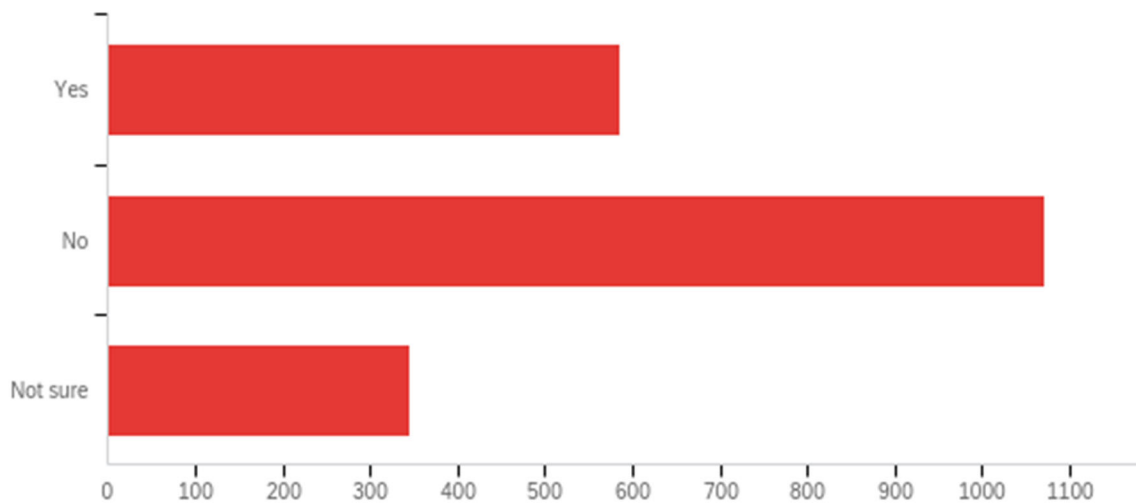


#	Field	Minimum	Maximum	Mean	Std Deviation	Variance	Count
1	Corporations secretly poison our food.	1.00	5.00	3.67	1.28	1.65	2000
2	Numerous preschools and public schools secretly engage in Satanic practices.	1.00	5.00	3.77	1.28	1.64	2000
3	Satanic ritual sex abuse is widespread in this country.	1.00	5.00	3.40	1.33	1.77	2000

#	Question	Strongly agree	Agree	Neither agree nor disagree	Disagree	Strongly disagree	Total
1	Corporations secretly poison our food.	7.85% 157	11.90% 238	21.55% 431	22.75% 455	35.95% 719	2000
2	Numerous preschools and	7.15% 143	10.70% 214	20.60% 412	20.65% 413	40.90% 818	2000

	public schools secretly engage in Satanic practices.											
3	Satanic ritual sex abuse is widespread in this country.	10.80%	216	14.30%	286	28.25%	565	16.95%	339	29.70%	594	2000

Q285 - In 1973 the Supreme Court established a constitutional right of a woman to obtain an abortion with its decision in Roe v. Wade. Do you think the Supreme Court's decision in Roe v. Wade should be overturned?



#	Field	Minimum	Maximum	Mean	Std Deviation	Variance	Count
1	In 1973 the Supreme Court established a constitutional right of a woman to obtain an abortion with its decision in Roe v. Wade. Do you think the Supreme Court's decision in Roe v. Wade should be overturned?	1.00	3.00	1.88	0.67	0.45	2000

#	Answer	%	Count
1	Yes	29.25%	585
2	No	53.55%	1071
3	Not sure	17.20%	344
	Total	100%	2000